

# CANVASS OF VOTES CAST

## AT THE ELECTION

HELD ON

November 3, 2020

(DATE OF ELECTION)

## AND CANVASSED BY THE BOARD OF CANVASSERS

OF Traverse City Area Public Schools, Benzie, Grand Traverse **COUNTY, MICHIGAN**  
and Leelanau  
(NAME OF COUNTY, CITY, TOWNSHIP OR VILLAGE)

MANUFACTURED BY



Order by Form No. M-398  
CANVASSER BOOK  
Specify whether General, Primary or Special Election

TCAPS BOARD MEMBER REGULAR TERM						
COUNTY	REGISTERED VOTERS	Josey BALLENGER	Flournoy HUMPHREYS	Michael HURD	Jane KLEGMAN	
GRAND TRAVERSE	70,094	20,038	14,919	6,180	11,253	
LEELANAU COUNTY	5,083	1,528	1215	501	841	
BENZIE COUNTY	1030	282	202	100	157	
GRAND TOTAL	76,207	21,848	16,336	6,781	12,251	
COUNTY	REGISTERED VOTERS	Jeff LEONHARDT	Benjamin MCGUIRE	Scott NEWMAN-BALE		
GRAND TRAVERSE	70,094	9,264	6,442	13,554		
LEELANAU COUNTY	5,083	757	724	1069		
BENZIE COUNTY	1030	100	133	168		
GRAND TOTAL	76,207	10,121	7,299	14,791		



STATISTICS				
	Registered Voters - Total	Ballots Cast - Total	Ballots Cast - Blank	Voter Turnout - Total
Acme Township, Precinct 1	2,547	2,019	0	79.27%
Blair Township, Precinct 1 TC	1,523	909	0	59.68%
Blair Township, Precinct 2 TC	1,921	1,452	1	75.59%
Blair Township, Precinct 3	1,583	1,074	0	67.85%
Blair Township, Precinct 4	1,617	1,022	0	63.2%
East Bay Charter Township, Precinct 1	1,884	1,320	0	70.06%
East Bay Charter Township, Precinct 2	3,196	2,551	0	79.82%
East Bay Charter Township, Precinct 3	2,205	1,719	0	77.96%
East Bay Charter Township, Precinct 4	2,911	2,228	0	76.54%
Garfield Charter Township, Precinct 1	2,548	1,698	0	66.64%
Garfield Charter Township, Precinct 2	2,929	2,302	0	78.59%
Garfield Charter Township, Precinct 3	3,011	1,948	0	64.7%
Garfield Charter Township, Precinct 4	3,020	1,693	0	56.06%
Garfield Charter Township, Precinct 5	2,646	2,180	0	82.39%
Garfield Charter Township, Precinct 6	2,457	1,656	0	67.4%
Grant Township, Precinct 1 TC	336	255	0	75.89%
Green Lake Township, Precinct 1 TC	1,891	1,441	0	76.2%
Green Lake Township, Precinct 2	3,338	2,381	1	71.33%

# Traverse City Area Public Schools

General Election, Tuesday, November 3, 2020

November 3, 2020

## OFFICIAL RESULTS

Grand Traverse County

STATISTICS				
	Registered Voters - Total	Ballots Cast - Total	Ballots Cast - Blank	Voter Turnout - Total
Long Lake Township, Precinct 1	2,749	2,148	0	78.14%
Long Lake Township, Precinct 2	2,595	2,139	0	82.43%
Long Lake Township, Precinct 3	3,071	2,548	0	82.97%
Peninsula Township, Precinct 1	2,817	2,425	2	86.08%
Peninsula Township, Precinct 2	2,854	2,430	2	85.14%
City of Traverse City, Precinct 1	2,258	1,753	0	77.64%
City of Traverse City, Precinct 3	2,109	1,657	0	78.57%
City of Traverse City, Precinct 7	2,282	1,609	0	70.51%
City of Traverse City, Precinct 8	2,136	1,570	0	73.5%
City of Traverse City, Precinct 9	2,003	1,603	0	80.03%
City of Traverse City, Precinct 10	2,377	1,790	0	75.31%
Union Township, Precinct 1 TC	171	142	0	83.04%
Whitewater Township, Precinct 1 TC	7	7	0	100%
Acme Township, Precinct 2 TC	1,102	882	0	80.04%
<b>Totals</b>	<b>70,094</b>	<b>52,551</b>	<b>6</b>	

Board Member Traverse City Area Public Schools

VOTE FOR 3

	Josey Ballenger	Flournoy Humphreys	Michael N. Hurd	Jane Klegman	Jeff Leonhardt	Benjamin McGuire	Scott Newman-Bale	Write-in Totals	Total Votes Cast	Overvotes	Undervotes	Contest Total
Acme Township, Precinct 1	793	557	265	443	358	325	527	42	3,310	9	2,738	6,057
Acme Township, Precinct 2 TC	314	209	112	181	154	167	200	10	1,347	0	1,299	2,646
Blair Township, Precinct 1 TC	287	191	202	249	159	170	150	31	1,439	6	1,282	2,727
Blair Township, Precinct 2 TC	499	314	195	322	281	311	323	42	2,287	0	2,069	4,356
Blair Township, Precinct 3	359	264	115	279	219	228	262	34	1,760	0	1,462	3,222
Blair Township, Precinct 4	349	218	156	220	131	247	246	32	1,599	3	1,464	3,066
East Bay Charter Township, Precinct 1	435	274	164	282	208	253	306	24	1,946	3	2,011	3,960
East Bay Charter Township, Precinct 2	883	608	288	501	452	444	656	22	3,854	6	3,793	7,653
East Bay Charter Township, Precinct 3	508	360	246	369	302	274	335	22	2,416	0	2,741	5,157
East Bay Charter Township, Precinct 4	769	598	337	512	386	386	573	31	3,592	12	3,080	6,684
Garfield Charter Township, Precinct 1	589	432	237	391	289	325	384	42	2,689	9	2,396	5,094
Garfield Charter Township, Precinct 2	983	710	260	499	443	439	597	43	3,974	9	2,923	6,906
Garfield Charter Township, Precinct 3	698	471	237	470	294	413	430	77	3,090	9	2,745	5,844
Garfield Charter Township, Precinct 4	522	332	203	393	196	303	407	106	2,462	15	2,602	5,079
Garfield Charter Township, Precinct 5	928	742	241	458	353	366	679	41	3,808	12	2,720	6,540
Garfield Charter Township, Precinct 6	557	417	196	393	278	312	309	57	2,519	12	2,437	4,968
Grant Township, Precinct 1 TC	68	52	39	61	31	38	49	0	338	0	427	765



# Traverse City Area Public Schools

General Election, Tuesday, November 3, 2020

November 3, 2020

## OFFICIAL RESULTS

Grand Traverse County

Board Member Traverse City Area Public Schools											
VOTE FOR 3											
	Josey Ballenger	Flournoy Humphreys	Michael N. Hurd	Jane Klegman	Jeff Leonhardt	Benjamin McGuire	Scott Newman-Bale	Write-in Totals	Total Votes Cast	Overvotes	Undervotes
Green Lake Township, Precinct 1 TC	478	348	193	332	232	240	294	15	2,132	9	2,182
Green Lake Township, Precinct 2	720	559	248	499	385	408	489	55	3,363	12	3,768
Long Lake Township, Precinct 1	925	681	221	446	333	420	520	36	3,582	9	2,853
Long Lake Township, Precinct 2	825	683	239	371	336	371	586	35	3,446	9	2,962
Long Lake Township, Precinct 3	1,004	785	292	491	444	440	691	37	4,184	18	3,442
Peninsula Township, Precinct 1	1,009	756	237	435	438	395	751	18	4,039	12	3,224
Peninsula Township, Precinct 2	1,079	825	250	520	494	398	858	26	4,450	6	2,834
Union Township, Precinct 1 TC	38	28	22	29	22	24	31	0	194	0	232
Whitewater Township, Precinct 1 TC	1	0	1	1	1	2	0	0	6	0	15
City of Traverse City, Precinct 1	825	655	140	349	372	354	525	21	3,241	3	2,015
City of Traverse City, Precinct 3	804	638	119	308	318	259	514	31	2,991	0	1,980
City of Traverse City, Precinct 7	672	504	190	385	263	250	420	57	2,741	0	2,086
City of Traverse City, Precinct 8	692	573	148	306	302	222	450	46	2,739	0	1,971
City of Traverse City, Precinct 9	701	545	200	355	433	319	527	30	3,110	3	1,696
City of Traverse City, Precinct 10	724	590	187	403	357	339	465	53	3,118	6	2,246
<b>Totals</b>	<b>20,038</b>	<b>14,919</b>	<b>6,180</b>	<b>11,253</b>	<b>9,264</b>	<b>9,442</b>	<b>13,554</b>	<b>1,116</b>	<b>85,766</b>	<b>192</b>	<b>71,695</b>
<b>Totals</b>											<b>157,653</b>

TCAPS - 11/17/2020 04:07PM

Report generated with Electionware Copyright © 2007-2019

Traverse City Area Public Schools  
General Election, Tuesday, November 3, 2020  
November 3, 2020

OFFICIAL RESULTS

Grand Traverse County

Traverse City Area Public Schools Operating Millage Proposal TCAPS VOTE FOR 1									
	Yes	No	Total Votes Cast	Overvotes	Undervotes	Contest Total			
Acme Township, Precinct 1	1,115	710	1,825	0	194	2,019			
Acme Township, Precinct 2 TC	501	284	785	1	96	882			
Blair Township, Precinct 1 TC	439	370	809	0	100	909			
Blair Township, Precinct 2 TC	683	614	1,297	1	154	1,452			
Blair Township, Precinct 3	587	399	986	0	88	1,074			
Blair Township, Precinct 4	496	404	900	0	122	1,022			
East Bay Charter Township, Precinct 1	693	435	1,128	0	192	1,320			
East Bay Charter Township, Precinct 2	1,248	1,028	2,276	0	275	2,551			
East Bay Charter Township, Precinct 3	852	679	1,531	0	188	1,719			
East Bay Charter Township, Precinct 4	1,244	773	2,017	1	210	2,228			
Garfield Charter Township, Precinct 1	910	586	1,496	0	202	1,698			
Garfield Charter Township, Precinct 2	1,319	723	2,042	1	259	2,302			
Garfield Charter Township, Precinct 3	1,108	588	1,696	0	252	1,948			
Garfield Charter Township, Precinct 4	900	523	1,423	0	270	1,693			
Garfield Charter Township, Precinct 5	1,240	740	1,980	0	200	2,180			
Garfield Charter Township, Precinct 6	848	604	1,452	0	204	1,656			
Grant Township, Precinct 1 TC	119	112	231	0	24	255			

TCAPS - 11/17/2020 04:07PM

Report generated with Electionware Copyright © 2007-2019



# Traverse City Area Public Schools

General Election, Tuesday, November 3, 2020

November 3, 2020

## OFFICIAL RESULTS

Grand Traverse County

Traverse City Area Public Schools Operating Millage Proposal									
TCAPS									
VOTE FOR 1									
	Yes	No	Total Votes Cast	Overvotes	Undervotes	Contest Total			
Green Lake Township, Precinct 1 TC	722	556	1,278	0	163	1,441			
Green Lake Township, Precinct 2	1,113	969	2,082	1	298	2,381			
Long Lake Township, Precinct 1	1,189	744	1,933	1	214	2,148			
Long Lake Township, Precinct 2	1,126	799	1,925	0	214	2,139			
Long Lake Township, Precinct 3	1,366	945	2,311	0	237	2,548			
Peninsula Township, Precinct 1	1,372	867	2,239	0	186	2,425			
Peninsula Township, Precinct 2	1,579	674	2,253	1	176	2,430			
Union Township, Precinct 1 TC	50	71	121	0	21	142			
Whitewater Township, Precinct 1 TC	2	5	7	0	0	7			
City of Traverse City, Precinct 1	1,154	478	1,632	1	120	1,753			
City of Traverse City, Precinct 3	1,105	391	1,496	0	161	1,657			
City of Traverse City, Precinct 7	927	503	1,430	0	179	1,609			
City of Traverse City, Precinct 8	1,025	401	1,426	0	144	1,570			
City of Traverse City, Precinct 9	1,061	437	1,498	0	105	1,603			
City of Traverse City, Precinct 10	1,077	507	1,584	0	206	1,790			
<b>Totals</b>	<b>29,170</b>	<b>17,919</b>	<b>47,089</b>	<b>8</b>	<b>5,454</b>	<b>52,551</b>			

TCAPS - 11/17/2020 04:07PM

Report generated with Electionware Copyright © 2007-2019

**PRECINCT LEVEL RESULTS**  
**November 3, 2020**

**OFFICIAL RESULTS**  
**Grand Traverse County**

**Acme Precinct 1**

STATISTICS			
	TOTAL	Election Day	Absentee Counting Board
Registered Voters - Total	2,547		
Ballots Cast - Total	2,019	633	1,386
Ballots Cast - Blank	0	0	0
Voter Turnout - Total	79.27%		

**Board Member Traverse City Area Public Schools**  
Vote For 3

	TOTAL	Election Day	Absentee Counting Board
Josey Ballenger	793	200	593
Flournoy Humphreys	557	135	422
Michael N. Hurd	265	104	161
Jane Klegman	443	104	339
Jeff Leonhardt	358	97	261
Benjamin McGuire	325	100	225
Scott Newman-Bale	527	147	380
Write-In Totals	42	30	12
Not Assigned	42	30	12
<b>Total Votes Cast</b>	<b>3,310</b>	<b>917</b>	<b>2,393</b>
Overvotes	9	0	9
Undervotes	2,738	982	1,756
Contest Totals	6,057	1,899	4,158

PRECINCT LEVEL RESULTS  
November 3, 2020

OFFICIAL RESULTS  
Grand Traverse County

Acme Precinct 1

Traverse City Area Public Schools Operating Millage Proposal TCAPS  
Vote For 1

	TOTAL	Election Day	Absentee Counting Board
Yes	1,115	289	826
No	710	250	460
Total Votes Cast	1,825	539	1,286
Overvotes	0	0	0
Undervotes	194	94	100
Contest Totals	2,019	633	1,386

**PRECINCT LEVEL RESULTS**  
**November 3, 2020**

**OFFICIAL RESULTS**  
**Grand Traverse County**

**Blair Precinct 1**

STATISTICS			
	TOTAL	Election Day	Absentee Counting Board
Registered Voters - Total	1,551		
Ballots Cast - Total	923	486	437
Ballots Cast - Blank	0	0	0
Voter Turnout - Total	59.51%		

**Board Member Traverse City Area Public Schools**  
Vote For 3

	TOTAL	Election Day	Absentee Counting Board
Josey Ballenger	287	117	170
Flournoy Humphreys	191	89	102
Michael N. Hurd	202	102	100
Jane Klegman	249	113	136
Jeff Leonhardt	159	74	85
Benjamin McGuire	170	92	78
Scott Newman-Bale	150	76	74
Write-In Totals	31	19	12
Not Assigned	31	19	12
<b>Total Votes Cast</b>	<b>1,439</b>	<b>682</b>	<b>757</b>
Overvotes	6	3	3
Undervotes	1,282	743	539
Contest Totals	2,727	1,428	1,299

**PRECINCT LEVEL RESULTS**  
**November 3, 2020**

**OFFICIAL RESULTS**  
**Grand Traverse County**

**Blair Precinct 1**

**Traverse City Area Public Schools Operating Millage Proposal TCAPS**

Vote For 1

	<b>TOTAL</b>	<b>Election Day</b>	<b>Absentee Counting Board</b>
Yes	439	214	225
No	370	195	175
<b>Total Votes Cast</b>	<b>809</b>	<b>409</b>	<b>400</b>
Overvotes	0	0	0
Undervotes	100	67	33
Contest Totals	909	476	433

**PRECINCT LEVEL RESULTS**  
**November 3, 2020**

**OFFICIAL RESULTS**  
**Grand Traverse County**

**Blair Precinct 2**

**STATISTICS**

	<b>TOTAL</b>	<b>Election Day</b>	<b>Absentee Counting Board</b>
Registered Voters - Total	2,231		
Ballots Cast - Total	1,682	721	961
Ballots Cast - Blank	1	1	0
Voter Turnout - Total	75.39%		

**Board Member Traverse City Area Public Schools**  
Vote For 3

	<b>TOTAL</b>	<b>Election Day</b>	<b>Absentee Counting Board</b>
Josey Ballenger	499	187	312
Flournoy Humphreys	314	120	194
Michael N. Hurd	195	79	116
Jane Klegman	322	141	181
Jeff Leonhardt	281	105	176
Benjamin McGuire	311	131	180
Scott Newman-Bale	323	132	191
Write-In Totals	42	30	12
Not Assigned	42	30	12
<b>Total Votes Cast</b>	<b>2,287</b>	<b>925</b>	<b>1,362</b>
Overvotes	0	0	0
Undervotes	2,069	902	1,167
Contest Totals	4,356	1,827	2,529



**PRECINCT LEVEL RESULTS**  
**November 3, 2020**

**OFFICIAL RESULTS**  
**Grand Traverse County**

**Blair Precinct 2**

**Traverse City Area Public Schools Operating Millage Proposal TCAPS**

Vote For 1

	TOTAL	Election Day	Absentee Counting Board
Yes	683	275	408
No	614	251	363
<b>Total Votes Cast</b>	<b>1,297</b>	<b>526</b>	<b>771</b>
Overvotes	1	0	1
Undervotes	154	83	71
Contest Totals	1,452	609	843

**PRECINCT LEVEL RESULTS**  
**November 3, 2020**

**OFFICIAL RESULTS**  
**Grand Traverse County**

**Blair Precinct 3**

STATISTICS			
	TOTAL	Election Day	Absentee Counting Board
Registered Voters - Total	1,583		
Ballots Cast - Total	1,074	449	625
Ballots Cast - Blank	0	0	0
Voter Turnout - Total	67.85%		

**Board Member Traverse City Area Public Schools**  
Vote For 3

	TOTAL	Election Day	Absentee Counting Board
Josey Ballenger	359	134	225
Flournoy Humphreys	264	108	156
Michael N. Hurd	115	40	75
Jane Klegman	279	100	179
Jeff Leonhardt	219	86	133
Benjamin McGuire	228	100	128
Scott Newman-Bale	262	101	161
Write-In Totals	34	26	8
Not Assigned	34	26	8
<b>Total Votes Cast</b>	<b>1,760</b>	<b>695</b>	<b>1,065</b>
Overvotes	0	0	0
Undervotes	1,462	652	810
Contest Totals	3,222	1,347	1,875

**PRECINCT LEVEL RESULTS**  
**November 3, 2020**

**OFFICIAL RESULTS**  
**Grand Traverse County**

**Blair Precinct 3**

**Traverse City Area Public Schools Operating Millage Proposal TCAPS**

Vote For 1

	TOTAL	Election Day	Absentee Counting Board
Yes	587	223	364
No	399	182	217
<b>Total Votes Cast</b>	<b>986</b>	<b>405</b>	<b>581</b>
Overvotes	0	0	0
Undervotes	88	44	44
Contest Totals	1,074	449	625

**PRECINCT LEVEL RESULTS**  
**November 3, 2020**

**OFFICIAL RESULTS**  
**Grand Traverse County**

**Blair Precinct 4**

STATISTICS			
	TOTAL	Election Day	Absentee Counting Board
Registered Voters - Total	1,617		
Ballots Cast - Total	1,022	542	480
Ballots Cast - Blank	0	0	0
Voter Turnout - Total	63.20%		

**Board Member Traverse City Area Public Schools**  
Vote For 3

	TOTAL	Election Day	Absentee Counting Board
Josey Ballenger	349	164	185
Flournoy Humphreys	218	104	114
Michael N. Hurd	156	86	70
Jane Klegman	220	98	122
Jeff Leonhardt	131	62	69
Benjamin McGuire	247	135	112
Scott Newman-Bale	246	138	108
Write-In Totals	32	26	6
Not Assigned	32	26	6
<b>Total Votes Cast</b>	<b>1,599</b>	<b>813</b>	<b>786</b>
Overvotes	3	3	0
Undervotes	1,464	810	654
Contest Totals	3,066	1,626	1,440

**PRECINCT LEVEL RESULTS**  
**November 3, 2020**

**OFFICIAL RESULTS**  
**Grand Traverse County**

**Blair Precinct 4**

**Traverse City Area Public Schools Operating Millage Proposal TCAPS**

Vote For 1

	TOTAL	Election Day	Absentee Counting Board
Yes	496	253	243
No	404	204	200
<b>Total Votes Cast</b>	<b>900</b>	<b>457</b>	<b>443</b>
Overvotes	0	0	0
Undervotes	122	85	37
Contest Totals	1,022	542	480

**PRECINCT LEVEL RESULTS**  
**November 3, 2020**

**OFFICIAL RESULTS**  
**Grand Traverse County**

**East Bay Precinct 1**

STATISTICS			
	TOTAL	Election Day	Absentee Counting Board
Registered Voters - Total	1,884		
Ballots Cast - Total	1,320	451	869
Ballots Cast - Blank	0	0	0
Voter Turnout - Total	70.06%		

**Board Member Traverse City Area Public Schools**  
Vote For 3

	TOTAL	Election Day	Absentee Counting Board
Josey Ballenger	435	101	334
Flournoy Humphreys	274	62	212
Michael N. Hurd	164	65	99
Jane Klegman	282	88	194
Jeff Leonhardt	208	56	152
Benjamin McGuire	253	82	171
Scott Newman-Bale	306	95	211
Write-In Totals	24	20	4
Not Assigned	24	20	4
<b>Total Votes Cast</b>	<b>1,946</b>	<b>569</b>	<b>1,377</b>
Overvotes	3	0	3
Undervotes	2,011	784	1,227
Contest Totals	3,960	1,353	2,607



**PRECINCT LEVEL RESULTS**  
**November 3, 2020**

**OFFICIAL RESULTS**  
**Grand Traverse County**

**East Bay Precinct 1**

**Traverse City Area Public Schools Operating Millage Proposal TCAPS**

Vote For 1

	<b>TOTAL</b>	<b>Election Day</b>	<b>Absentee Counting Board</b>
Yes	693	214	479
No	435	158	277
<b>Total Votes Cast</b>	<b>1,128</b>	<b>372</b>	<b>756</b>
Overvotes	0	0	0
Undervotes	192	79	113
Contest Totals	1,320	451	869

**PRECINCT LEVEL RESULTS**  
**November 3, 2020**

**OFFICIAL RESULTS**  
**Grand Traverse County**

**East Bay Precinct 2**

**STATISTICS**

	<b>TOTAL</b>	<b>Election Day</b>	<b>Absentee Counting Board</b>
Registered Voters - Total	3,196		
Ballots Cast - Total	2,551	911	1,640
Ballots Cast - Blank	0	0	0
Voter Turnout - Total	79.82%		

**Board Member Traverse City Area Public Schools**

Vote For 3

	<b>TOTAL</b>	<b>Election Day</b>	<b>Absentee Counting Board</b>
Josey Ballenger	883	244	639
Flournoy Humphreys	608	169	439
Michael N. Hurd	288	116	172
Jane Klegman	501	155	346
Jeff Leonhardt	452	145	307
Benjamin McGuire	444	156	288
Scott Newman-Bale	656	200	456
Write-In Totals	22	11	11
Not Assigned	22	11	11
<b>Total Votes Cast</b>	<b>3,854</b>	<b>1,196</b>	<b>2,658</b>
Overvotes	6	0	6
Undervotes	3,793	1,537	2,256
Contest Totals	7,653	2,733	4,920

**PRECINCT LEVEL RESULTS**  
**November 3, 2020**

**OFFICIAL RESULTS**  
**Grand Traverse County**

**East Bay Precinct 2**

**Traverse City Area Public Schools Operating Millage Proposal TCAPS**

Vote For 1

	TOTAL	Election Day	Absentee Counting Board
Yes	1,248	391	857
No	1,028	393	635
<b>Total Votes Cast</b>	<b>2,276</b>	<b>784</b>	<b>1,492</b>
Overvotes	0	0	0
Undervotes	275	127	148
Contest Totals	2,551	911	1,640

**PRECINCT LEVEL RESULTS**  
**November 3, 2020**

**OFFICIAL RESULTS**  
**Grand Traverse County**

**East Bay Precinct 3**

**STATISTICS**

	<b>TOTAL</b>	<b>Election Day</b>	<b>Absentee Counting Board</b>
Registered Voters - Total	2,205		
Ballots Cast - Total	1,719	617	1,102
Ballots Cast - Blank	0	0	0
Voter Turnout - Total	77.96%		

**Board Member Traverse City Area Public Schools**  
**Vote For 3**

	<b>TOTAL</b>	<b>Election Day</b>	<b>Absentee Counting Board</b>
Josey Ballenger	508	150	358
Flournoy Humphreys	360	114	246
Michael N. Hurd	246	92	154
Jane Klegman	369	106	263
Jeff Leonhardt	302	82	220
Benjamin McGuire	274	85	189
Scott Newman-Bale	335	96	239
Write-In Totals	22	20	2
Not Assigned	22	20	2
<b>Total Votes Cast</b>	<b>2,416</b>	<b>745</b>	<b>1,671</b>
Overvotes	0	0	0
Undervotes	2,741	1,106	1,635
Contest Totals	5,157	1,851	3,306

**PRECINCT LEVEL RESULTS**  
**November 3, 2020**

**OFFICIAL RESULTS**  
**Grand Traverse County**

**East Bay Precinct 3**

**Traverse City Area Public Schools Operating Millage Proposal TCAPS**

Vote For 1

	TOTAL	Election Day	Absentee Counting Board
Yes	852	258	594
No	679	264	415
<b>Total Votes Cast</b>	<b>1,531</b>	<b>522</b>	<b>1,009</b>
Overvotes	0	0	0
Undervotes	188	95	93
Contest Totals	1,719	617	1,102

**PRECINCT LEVEL RESULTS**  
**November 3, 2020**

**OFFICIAL RESULTS**  
**Grand Traverse County**

**East Bay Precinct 4**

STATISTICS			
	TOTAL	Election Day	Absentee Counting Board
Registered Voters - Total	2,911		
Ballots Cast - Total	2,228	773	1,455
Ballots Cast - Blank	0	0	0
Voter Turnout - Total	76.54%		

**Board Member Traverse City Area Public Schools**

Vote For 3

	TOTAL	Election Day	Absentee Counting Board
Josey Ballenger	769	224	545
Flournoy Humphreys	598	162	436
Michael N. Hurd	337	140	197
Jane Klegman	512	174	338
Jeff Leonhardt	386	128	258
Benjamin McGuire	386	128	258
Scott Newman-Bale	573	177	396
Write-In Totals	31	22	9
Not Assigned	31	22	9
<b>Total Votes Cast</b>	<b>3,592</b>	<b>1,155</b>	<b>2,437</b>
Overvotes	12	9	3
Undervotes	3,080	1,155	1,925
Contest Totals	6,684	2,319	4,365



**PRECINCT LEVEL RESULTS**  
**November 3, 2020**

**OFFICIAL RESULTS**  
**Grand Traverse County**

**East Bay Precinct 4**

**Traverse City Area Public Schools Operating Millage Proposal TCAPS**

Vote For 1

	<b>TOTAL</b>	<b>Election Day</b>	<b>Absentee Counting Board</b>
Yes	1,244	381	863
No	773	308	465
<b>Total Votes Cast</b>	<b>2,017</b>	<b>689</b>	<b>1,328</b>
Overvotes	1	0	1
Undervotes	210	84	126
Contest Totals	2,228	773	1,455

**PRECINCT LEVEL RESULTS**  
**November 3, 2020**

**OFFICIAL RESULTS**  
**Grand Traverse County**

**Garfield Precinct 1**

STATISTICS			
	TOTAL	Election Day	Absentee Counting Board
Registered Voters - Total	2,548		
Ballots Cast - Total	1,698	722	976
Ballots Cast - Blank	0	0	0
Voter Turnout - Total	66.64%		

**Board Member Traverse City Area Public Schools**

Vote For 3

	TOTAL	Election Day	Absentee Counting Board
Josey Ballenger	589	201	388
Flournoy Humphreys	432	147	285
Michael N. Hurd	237	97	140
Jane Klegman	391	139	252
Jeff Leonhardt	289	113	176
Benjamin McGuire	325	124	201
Scott Newman-Bale	384	143	241
Write-In Totals	42	39	3
Not Assigned	42	39	3
<b>Total Votes Cast</b>	<b>2,689</b>	<b>1,003</b>	<b>1,686</b>
Overvotes	9	6	3
Undervotes	2,396	1,157	1,239
Contest Totals	5,094	2,166	2,928

**PRECINCT LEVEL RESULTS**  
**November 3, 2020**

**OFFICIAL RESULTS**  
**Grand Traverse County**

**Garfield Precinct 1**

**Traverse City Area Public Schools Operating Millage Proposal TCAPS**

Vote For 1

	TOTAL	Election Day	Absentee Counting Board
Yes	910	338	572
No	586	252	334
<b>Total Votes Cast</b>	<b>1,496</b>	<b>590</b>	<b>906</b>
Overvotes	0	0	0
Undervotes	202	132	70
Contest Totals	1,698	722	976

**PRECINCT LEVEL RESULTS**  
**November 3, 2020**

**OFFICIAL RESULTS**  
**Grand Traverse County**

**Garfield Precinct 2**

STATISTICS			
	TOTAL	Election Day	Absentee Counting Board
Registered Voters - Total	2,929		
Ballots Cast - Total	2,302	626	1,676
Ballots Cast - Blank	0	0	0
Voter Turnout - Total	78.59%		

**Board Member Traverse City Area Public Schools**  
Vote For 3

	TOTAL	Election Day	Absentee Counting Board
Josey Ballenger	983	237	746
Flournoy Humphreys	710	167	543
Michael N. Hurd	260	72	188
Jane Klegman	499	121	378
Jeff Leonhardt	443	116	327
Benjamin McGuire	439	113	326
Scott Newman-Bale	597	161	436
Write-In Totals	43	25	18
Not Assigned	43	25	18
<b>Total Votes Cast</b>	<b>3,974</b>	<b>1,012</b>	<b>2,962</b>
Overvotes	9	0	9
Undervotes	2,923	866	2,057
Contest Totals	6,906	1,878	5,028

**PRECINCT LEVEL RESULTS**  
**November 3, 2020**

**OFFICIAL RESULTS**  
**Grand Traverse County**

**Garfield Precinct 2**

**Traverse City Area Public Schools Operating Millage Proposal TCAPS**

Vote For 1

	<b>TOTAL</b>	<b>Election Day</b>	<b>Absentee Counting Board</b>
Yes	1,319	303	1,016
No	723	232	491
<b>Total Votes Cast</b>	<b>2,042</b>	<b>535</b>	<b>1,507</b>
Overvotes	1	0	1
Undervotes	259	91	168
Contest Totals	2,302	626	1,676

**PRECINCT LEVEL RESULTS**  
**November 3, 2020**

**OFFICIAL RESULTS**  
**Grand Traverse County**

**Garfield Precinct 3**

STATISTICS			
	TOTAL	Election Day	Absentee Counting Board
Registered Voters - Total	3,011		
Ballots Cast - Total	1,948	651	1,297
Ballots Cast - Blank	0	0	0
Voter Turnout - Total	64.70%		

**Board Member Traverse City Area Public Schools**  
Vote For 3

	TOTAL	Election Day	Absentee Counting Board
Josey Ballenger	698	189	509
Flournoy Humphreys	471	103	368
Michael N. Hurd	237	89	148
Jane Klegman	470	130	340
Jeff Leonhardt	294	88	206
Benjamin McGuire	413	141	272
Scott Newman-Bale	430	116	314
Write-In Totals	77	57	20
Not Assigned	77	57	20
<b>Total Votes Cast</b>	<b>3,090</b>	<b>913</b>	<b>2,177</b>
Overvotes	9	0	9
Undervotes	2,745	1,040	1,705
Contest Totals	5,844	1,953	3,891



**PRECINCT LEVEL RESULTS**  
**November 3, 2020**

**OFFICIAL RESULTS**  
**Grand Traverse County**

**Garfield Precinct 3**

**Traverse City Area Public Schools Operating Millage Proposal TCAPS**

Vote For 1

	<b>TOTAL</b>	<b>Election Day</b>	<b>Absentee Counting Board</b>
Yes	1,108	329	779
No	588	215	373
<b>Total Votes Cast</b>	<b>1,696</b>	<b>544</b>	<b>1,152</b>
Overvotes	0	0	0
Undervotes	252	107	145
Contest Totals	1,948	651	1,297

**PRECINCT LEVEL RESULTS**  
**November 3, 2020**

**OFFICIAL RESULTS**  
**Grand Traverse County**

**Garfield Precinct 4**

STATISTICS			
	TOTAL	Election Day	Absentee Counting Board
Registered Voters - Total	3,020		
Ballots Cast - Total	1,693	744	949
Ballots Cast - Blank	0	0	0
Voter Turnout - Total	56.06%		

**Board Member Traverse City Area Public Schools**  
Vote For 3

	TOTAL	Election Day	Absentee Counting Board
Josey Ballenger	522	177	345
Flournoy Humphreys	332	129	203
Michael N. Hurd	203	108	95
Jane Klegman	393	136	257
Jeff Leonhardt	196	67	129
Benjamin McGuire	303	122	181
Scott Newman-Bale	407	173	234
Write-In Totals	106	79	27
Not Assigned	106	79	27
<b>Total Votes Cast</b>	<b>2,462</b>	<b>991</b>	<b>1,471</b>
Overvotes	15	9	6
Undervotes	2,602	1,232	1,370
Contest Totals	5,079	2,232	2,847

**PRECINCT LEVEL RESULTS**  
**November 3, 2020**

**OFFICIAL RESULTS**  
**Grand Traverse County**

**Garfield Precinct 4**

**Traverse City Area Public Schools Operating Millage Proposal TCAPS**

Vote For 1

	<b>TOTAL</b>	<b>Election Day</b>	<b>Absentee Counting Board</b>
Yes	900	351	549
No	523	238	285
<b>Total Votes Cast</b>	<b>1,423</b>	<b>589</b>	<b>834</b>
Overvotes	0	0	0
Undervotes	270	155	115
Contest Totals	1,693	744	949

**PRECINCT LEVEL RESULTS**  
**November 3, 2020**

**OFFICIAL RESULTS**  
**Grand Traverse County**

**Garfield Precinct 5**

STATISTICS			
	TOTAL	Election Day	Absentee Counting Board
Registered Voters - Total	2,646		
Ballots Cast - Total	2,180	659	1,521
Ballots Cast - Blank	0	0	0
Voter Turnout - Total	82.39%		

**Board Member Traverse City Area Public Schools**  
Vote For 3

	TOTAL	Election Day	Absentee Counting Board
Josey Ballenger	928	232	696
Flournoy Humphreys	742	179	563
Michael N. Hurd	241	86	155
Jane Klegman	458	114	344
Jeff Leonhardt	353	84	269
Benjamin McGuire	366	111	255
Scott Newman-Bale	679	178	501
Write-In Totals	41	29	12
Not Assigned	41	29	12
<b>Total Votes Cast</b>	<b>3,808</b>	<b>1,013</b>	<b>2,795</b>
Overvotes	12	0	12
Undervotes	2,720	964	1,756
Contest Totals	6,540	1,977	4,563

**PRECINCT LEVEL RESULTS**  
**November 3, 2020**

**OFFICIAL RESULTS**  
**Grand Traverse County**

**Garfield Precinct 5**

**Traverse City Area Public Schools Operating Millage Proposal TCAPS**  
Vote For 1

	TOTAL	Election Day	Absentee Counting Board
Yes	1,240	307	933
No	740	267	473
<b>Total Votes Cast</b>	<b>1,980</b>	<b>574</b>	<b>1,406</b>
Overvotes	0	0	0
Undervotes	200	85	115
Contest Totals	2,180	659	1,521

**PRECINCT LEVEL RESULTS**  
**November 3, 2020**

**OFFICIAL RESULTS**  
**Grand Traverse County**

**Garfield Precinct 6**

STATISTICS			
	TOTAL	Election Day	Absentee Counting Board
Registered Voters - Total	2,457		
Ballots Cast - Total	1,656	601	1,055
Ballots Cast - Blank	0	0	0
Voter Turnout - Total	67.40%		

**Board Member Traverse City Area Public Schools**

Vote For 3

	TOTAL	Election Day	Absentee Counting Board
Josey Ballenger	557	160	397
Flournoy Humphreys	417	128	289
Michael N. Hurd	196	79	117
Jane Klegman	393	124	269
Jeff Leonhardt	278	101	177
Benjamin McGuire	312	114	198
Scott Newman-Bale	309	101	208
Write-In Totals	57	49	8
Not Assigned	57	49	8
<b>Total Votes Cast</b>	<b>2,519</b>	<b>856</b>	<b>1,663</b>
Overvotes	12	0	12
Undervotes	2,437	947	1,490
Contest Totals	4,968	1,803	3,165

**PRECINCT LEVEL RESULTS**  
**November 3, 2020**

**OFFICIAL RESULTS**  
**Grand Traverse County**

**Garfield Precinct 6**

**Traverse City Area Public Schools Operating Millage Proposal TCAPS**

Vote For 1

	TOTAL	Election Day	Absentee Counting Board
Yes	848	279	569
No	604	226	378
<b>Total Votes Cast</b>	<b>1,452</b>	<b>505</b>	<b>947</b>
Overvotes	0	0	0
Undervotes	204	96	108
Contest Totals	1,656	601	1,055

**PRECINCT LEVEL RESULTS**  
**November 3, 2020**

**OFFICIAL RESULTS**  
**Grand Traverse County**

**Grant Precinct 1**

STATISTICS			
	TOTAL	Election Day	Absentee Counting Board
Registered Voters - Total	1,031		
Ballots Cast - Total	782	782	0
Ballots Cast - Blank	0	0	0
Voter Turnout - Total	75.85%		

**Board Member Traverse City Area Public Schools**

Vote For 3

	TOTAL	Election Day	Absentee Counting Board
Josey Ballenger	68	68	0
Flournoy Humphreys	52	52	0
Michael N. Hurd	39	39	0
Jane Klegman	61	61	0
Jeff Leonhardt	31	31	0
Benjamin McGuire	38	38	0
Scott Newman-Bale	49	49	0
Write-In Totals	0	0	0
Not Assigned	0	0	0
<b>Total Votes Cast</b>	<b>338</b>	<b>338</b>	<b>0</b>
Overvotes	0	0	0
Undervotes	427	427	0
Contest Totals	765	765	0



**PRECINCT LEVEL RESULTS**  
**November 3, 2020**

**OFFICIAL RESULTS**  
**Grand Traverse County**

**Grant Precinct 1**

**Traverse City Area Public Schools Operating Millage Proposal TCAPS**  
Vote For 1

	<b>TOTAL</b>	<b>Election Day</b>	<b>Absentee Counting Board</b>
Yes	119	119	0
No	112	112	0
<b>Total Votes Cast</b>	<b>231</b>	<b>231</b>	<b>0</b>
Overvotes	0	0	0
Undervotes	24	24	0
Contest Totals	255	255	0

**PRECINCT LEVEL RESULTS**  
**November 3, 2020**

**OFFICIAL RESULTS**  
**Grand Traverse County**

**Green Lake Precinct 1**

STATISTICS			
	TOTAL	Election Day	Absentee Counting Board
Registered Voters - Total	2,196		
Ballots Cast - Total	1,686	713	973
Ballots Cast - Blank	0	0	0
Voter Turnout - Total	76.78%		

**Board Member Traverse City Area Public Schools**  
Vote For 3

	TOTAL	Election Day	Absentee Counting Board
Josey Ballenger	478	164	314
Flournoy Humphreys	348	120	228
Michael N. Hurd	193	85	108
Jane Klegman	332	130	202
Jeff Leonhardt	232	85	147
Benjamin McGuire	240	103	137
Scott Newman-Bale	294	109	185
Write-In Totals	15	12	3
Not Assigned	15	12	3
<b>Total Votes Cast</b>	<b>2,132</b>	<b>808</b>	<b>1,324</b>
Overvotes	9	0	9
Undervotes	2,182	1,052	1,130
Contest Totals	4,323	1,860	2,463

**PRECINCT LEVEL RESULTS**  
**November 3, 2020**

**OFFICIAL RESULTS**  
**Grand Traverse County**

**Green Lake Precinct 1**

**Traverse City Area Public Schools Operating Millage Proposal TCAPS**

Vote For 1

	TOTAL	Election Day	Absentee Counting Board
Yes	722	266	456
No	556	269	287
<b>Total Votes Cast</b>	<b>1,278</b>	<b>535</b>	<b>743</b>
Overvotes	0	0	0
Undervotes	163	85	78
Contest Totals	1,441	620	821

**PRECINCT LEVEL RESULTS**  
**November 3, 2020**

**OFFICIAL RESULTS**  
**Grand Traverse County**

**Green Lake Precinct 2**

STATISTICS			
	TOTAL	Election Day	Absentee Counting Board
Registered Voters - Total	3,338		
Ballots Cast - Total	2,381	1,043	1,338
Ballots Cast - Blank	1	0	1
Voter Turnout - Total	71.33%		

**Board Member Traverse City Area Public Schools**  
Vote For 3

	TOTAL	Election Day	Absentee Counting Board
Josey Ballenger	720	253	467
Flournoy Humphreys	559	192	367
Michael N. Hurd	248	105	143
Jane Klegman	499	166	333
Jeff Leonhardt	385	161	224
Benjamin McGuire	408	183	225
Scott Newman-Bale	489	193	296
Write-In Totals	55	30	25
Not Assigned	55	30	25
<b>Total Votes Cast</b>	<b>3,363</b>	<b>1,283</b>	<b>2,080</b>
Overvotes	12	6	6
Undervotes	3,768	1,840	1,928
Contest Totals	7,143	3,129	4,014

**PRECINCT LEVEL RESULTS**  
**November 3, 2020**

**OFFICIAL RESULTS**  
**Grand Traverse County**

**Green Lake Precinct 2**

**Traverse City Area Public Schools Operating Millage Proposal TCAPS**

Vote For 1

	TOTAL	Election Day	Absentee Counting Board
Yes	1,113	373	740
No	969	480	489
<b>Total Votes Cast</b>	<b>2,082</b>	<b>853</b>	<b>1,229</b>
Overvotes	1	1	0
Undervotes	298	189	109
Contest Totals	2,381	1,043	1,338

**PRECINCT LEVEL RESULTS**  
**November 3, 2020**

**OFFICIAL RESULTS**  
**Grand Traverse County**

**Long Lake Precinct 1**

STATISTICS			
	TOTAL	Election Day	Absentee Counting Board
Registered Voters - Total	2,749		
Ballots Cast - Total	2,148	826	1,322
Ballots Cast - Blank	0	0	0
Voter Turnout - Total	78.14%		

**Board Member Traverse City Area Public Schools**

Vote For 3

	TOTAL	Election Day	Absentee Counting Board
Josey Ballenger	925	323	602
Flournoy Humphreys	681	217	464
Michael N. Hurd	221	92	129
Jane Klegman	446	131	315
Jeff Leonhardt	333	124	209
Benjamin McGuire	420	161	259
Scott Newman-Bale	520	192	328
Write-In Totals	36	25	11
Not Assigned	36	25	11
<b>Total Votes Cast</b>	<b>3,582</b>	<b>1,265</b>	<b>2,317</b>
Overvotes	9	3	6
Undervotes	2,853	1,210	1,643
Contest Totals	6,444	2,478	3,966

**PRECINCT LEVEL RESULTS**  
**November 3, 2020**

**OFFICIAL RESULTS**  
**Grand Traverse County**

**Long Lake Precinct 1**

**Traverse City Area Public Schools Operating Millage Proposal TCAPS**

Vote For 1

	TOTAL	Election Day	Absentee Counting Board
Yes	1,189	398	791
No	744	311	433
<b>Total Votes Cast</b>	<b>1,933</b>	<b>709</b>	<b>1,224</b>
Overvotes	1	0	1
Undervotes	214	117	97
Contest Totals	2,148	826	1,322

**PRECINCT LEVEL RESULTS**  
**November 3, 2020**

**OFFICIAL RESULTS**  
**Grand Traverse County**

**Long Lake Precinct 2**

STATISTICS			
	TOTAL	Election Day	Absentee Counting Board
Registered Voters - Total	2,595		
Ballots Cast - Total	2,139	776	1,363
Ballots Cast - Blank	0	0	0
Voter Turnout - Total	82.43%		

**Board Member Traverse City Area Public Schools**  
Vote For 3

	TOTAL	Election Day	Absentee Counting Board
Josey Ballenger	825	244	581
Flournoy Humphreys	683	194	489
Michael N. Hurd	239	97	142
Jane Klegman	371	123	248
Jeff Leonhardt	336	112	224
Benjamin McGuire	371	135	236
Scott Newman-Bale	586	188	398
Write-In Totals	35	22	13
Not Assigned	35	22	13
<b>Total Votes Cast</b>	<b>3,446</b>	<b>1,115</b>	<b>2,331</b>
Overvotes	9	9	0
Undervotes	2,962	1,204	1,758
Contest Totals	6,417	2,328	4,089



**PRECINCT LEVEL RESULTS**  
**November 3, 2020**

**OFFICIAL RESULTS**  
**Grand Traverse County**

**Long Lake Precinct 2**

**Traverse City Area Public Schools Operating Millage Proposal TCAPS**  
Vote For 1

	<b>TOTAL</b>	<b>Election Day</b>	<b>Absentee Counting Board</b>
Yes	1,126	352	774
No	799	329	470
<b>Total Votes Cast</b>	<b>1,925</b>	<b>681</b>	<b>1,244</b>
Overvotes	0	0	0
Undervotes	214	95	119
Contest Totals	2,139	776	1,363

**PRECINCT LEVEL RESULTS**  
**November 3, 2020**

**OFFICIAL RESULTS**  
**Grand Traverse County**

**Long Lake Precinct 3**

STATISTICS			
	TOTAL	Election Day	Absentee Counting Board
Registered Voters - Total	3,071		
Ballots Cast - Total	2,548	940	1,608
Ballots Cast - Blank	0	0	0
Voter Turnout - Total	82.97%		

**Board Member Traverse City Area Public Schools**  
Vote For 3

	TOTAL	Election Day	Absentee Counting Board
Josey Ballenger	1,004	306	698
Flournoy Humphreys	785	250	535
Michael N. Hurd	292	119	173
Jane Klegman	491	152	339
Jeff Leonhardt	444	148	296
Benjamin McGuire	440	177	263
Scott Newman-Bale	691	228	463
Write-In Totals	37	30	7
Not Assigned	37	30	7
<b>Total Votes Cast</b>	<b>4,184</b>	<b>1,410</b>	<b>2,774</b>
Overvotes	18	0	18
Undervotes	3,442	1,410	2,032
Contest Totals	7,644	2,820	4,824

**PRECINCT LEVEL RESULTS**  
**November 3, 2020**

**OFFICIAL RESULTS**  
**Grand Traverse County**

**Long Lake Precinct 3**

**Traverse City Area Public Schools Operating Millage Proposal TCAPS**

Vote For 1

	TOTAL	Election Day	Absentee Counting Board
Yes	1,366	416	950
No	945	394	551
<b>Total Votes Cast</b>	<b>2,311</b>	<b>810</b>	<b>1,501</b>
Overvotes	0	0	0
Undervotes	237	130	107
Contest Totals	2,548	940	1,608

**PRECINCT LEVEL RESULTS**  
**November 3, 2020**

**OFFICIAL RESULTS**  
**Grand Traverse County**

**Peninsula Precinct 1**

STATISTICS			
	TOTAL	Election Day	Absentee Counting Board
Registered Voters - Total	2,817		
Ballots Cast - Total	2,425	561	1,864
Ballots Cast - Blank	2	0	2
Voter Turnout - Total	86.08%		

**Board Member Traverse City Area Public Schools**  
Vote For 3

	TOTAL	Election Day	Absentee Counting Board
Josey Ballenger	1,009	203	806
Flournoy Humphreys	756	135	621
Michael N. Hurd	237	75	162
Jane Klegman	435	86	349
Jeff Leonhardt	438	85	353
Benjamin McGuire	395	102	293
Scott Newman-Bale	751	172	579
Write-In Totals	18	14	4
Not Assigned	18	14	4
<b>Total Votes Cast</b>	<b>4,039</b>	<b>872</b>	<b>3,167</b>
Overvotes	12	3	9
Undervotes	3,224	808	2,416
Contest Totals	7,275	1,683	5,592

**PRECINCT LEVEL RESULTS**  
**November 3, 2020**

**OFFICIAL RESULTS**  
**Grand Traverse County**

**Peninsula Precinct 1**

**Traverse City Area Public Schools Operating Millage Proposal TCAPS**

Vote For 1

	<b>TOTAL</b>	<b>Election Day</b>	<b>Absentee Counting Board</b>
Yes	1,372	253	1,119
No	867	260	607
<b>Total Votes Cast</b>	<b>2,239</b>	<b>513</b>	<b>1,726</b>
Overvotes	0	0	0
Undervotes	186	48	138
Contest Totals	2,425	561	1,864

**PRECINCT LEVEL RESULTS**  
**November 3, 2020**

**OFFICIAL RESULTS**  
**Grand Traverse County**

**Peninsula Precinct 2**

STATISTICS			
	TOTAL	Election Day	Absentee Counting Board
Registered Voters - Total	2,854		
Ballots Cast - Total	2,430	411	2,019
Ballots Cast - Blank	2	0	2
Voter Turnout - Total	85.14%		

**Board Member Traverse City Area Public Schools**  
Vote For 3

	TOTAL	Election Day	Absentee Counting Board
Josey Ballenger	1,079	136	943
Flournoy Humphreys	825	103	722
Michael N. Hurd	250	37	213
Jane Klegman	520	86	434
Jeff Leonhardt	494	78	416
Benjamin McGuire	398	77	321
Scott Newman-Bale	858	131	727
Write-In Totals	26	11	15
Not Assigned	26	11	15
<b>Total Votes Cast</b>	<b>4,450</b>	<b>659</b>	<b>3,791</b>
Overvotes	6	0	6
Undervotes	2,834	574	2,260
Contest Totals	7,290	1,233	6,057

**PRECINCT LEVEL RESULTS**  
**November 3, 2020**

**OFFICIAL RESULTS**  
**Grand Traverse County**

**Peninsula Precinct 2**

**Traverse City Area Public Schools Operating Millage Proposal TCAPS**  
Vote For 1

	TOTAL	Election Day	Absentee Counting Board
Yes	1,579	204	1,375
No	674	167	507
Total Votes Cast	2,253	371	1,882
Overvotes	1	0	1
Undervotes	176	40	136
Contest Totals	2,430	411	2,019

**PRECINCT LEVEL RESULTS**  
**November 3, 2020**

**OFFICIAL RESULTS**  
**Grand Traverse County**

**Union Precinct 1**

**STATISTICS**

	<b>TOTAL</b>	<b>Election Day</b>	<b>Absentee Counting Board</b>
Registered Voters - Total	417		
Ballots Cast - Total	335	335	0
Ballots Cast - Blank	0	0	0
Voter Turnout - Total	80.34%		

**Board Member Traverse City Area Public Schools**

Vote For 3

	<b>TOTAL</b>	<b>Election Day</b>	<b>Absentee Counting Board</b>
Josey Ballenger	38	38	0
Flournoy Humphreys	28	28	0
Michael N. Hurd	22	22	0
Jane Klegman	29	29	0
Jeff Leonhardt	22	22	0
Benjamin McGuire	24	24	0
Scott Newman-Bale	31	31	0
Write-In Totals	0	0	0
Not Assigned	0	0	0
<b>Total Votes Cast</b>	<b>194</b>	<b>194</b>	<b>0</b>
Overvotes	0	0	0
Undervotes	232	232	0
Contest Totals	426	426	0



**PRECINCT LEVEL RESULTS**  
**November 3, 2020**

**OFFICIAL RESULTS**  
**Grand Traverse County**

**Union Precinct 1**

**Traverse City Area Public Schools Operating Millage Proposal TCAPS**

Vote For 1

	<b>TOTAL</b>	<b>Election Day</b>	<b>Absentee Counting Board</b>
Yes	50	50	0
No	71	71	0
<b>Total Votes Cast</b>	<b>121</b>	<b>121</b>	<b>0</b>
Overvotes	0	0	0
Undervotes	21	21	0
Contest Totals	142	142	0

**PRECINCT LEVEL RESULTS**  
**November 3, 2020**

**OFFICIAL RESULTS**  
**Grand Traverse County**

**Whitewater Precinct 1**

STATISTICS			
	TOTAL	Election Day	Absentee Counting Board
Registered Voters - Total	2,373		
Ballots Cast - Total	1,883	647	1,236
Ballots Cast - Blank	0	0	0
Voter Turnout - Total	79.35%		

**Board Member Traverse City Area Public Schools**

Vote For 3

	TOTAL	Election Day	Absentee Counting Board
Josey Ballenger	1	1	0
Flournoy Humphreys	0	0	0
Michael N. Hurd	1	1	0
Jane Klegman	1	0	1
Jeff Leonhardt	1	0	1
Benjamin McGuire	2	1	1
Scott Newman-Bale	0	0	0
Write-In Totals	0	0	0
Not Assigned	0	0	0
<b>Total Votes Cast</b>	<b>6</b>	<b>3</b>	<b>3</b>
Overvotes	0	0	0
Undervotes	15	0	15
Contest Totals	21	3	18

**PRECINCT LEVEL RESULTS**  
**November 3, 2020**

**OFFICIAL RESULTS**  
**Grand Traverse County**

**Whitewater Precinct 1**

**Traverse City Area Public Schools Operating Millage Proposal TCAPS**

Vote For 1

	TOTAL	Election Day	Absentee Counting Board
Yes	2	1	1
No	5	0	5
<b>Total Votes Cast</b>	<b>7</b>	<b>1</b>	<b>6</b>
Overvotes	0	0	0
Undervotes	0	0	0
Contest Totals	7	1	6

**PRECINCT LEVEL RESULTS**  
**November 3, 2020**

**OFFICIAL RESULTS**  
**Grand Traverse County**

**Traverse City Precinct 1**

STATISTICS			
	TOTAL	Election Day	Absentee Counting Board
Registered Voters - Total	2,258		
Ballots Cast - Total	1,753	587	1,166
Ballots Cast - Blank	0	0	0
Voter Turnout - Total	77.64%		

**Board Member Traverse City Area Public Schools**  
Vote For 3

	TOTAL	Election Day	Absentee Counting Board
Josey Ballenger	825	216	609
Flournoy Humphreys	655	174	481
Michael N. Hurd	140	58	82
Jane Klegman	349	105	244
Jeff Leonhardt	372	117	255
Benjamin McGuire	354	136	218
Scott Newman-Bale	525	167	358
Write-In Totals	21	12	9
Not Assigned	21	12	9
<b>Total Votes Cast</b>	<b>3,241</b>	<b>985</b>	<b>2,256</b>
Overvotes	3	3	0
Undervotes	2,015	773	1,242
Contest Totals	5,259	1,761	3,498

**PRECINCT LEVEL RESULTS**  
**November 3, 2020**

**OFFICIAL RESULTS**  
**Grand Traverse County**

**Traverse City Precinct 1**

**Traverse City Area Public Schools Operating Millage Proposal TCAPS**

Vote For 1

	<b>TOTAL</b>	<b>Election Day</b>	<b>Absentee Counting Board</b>
Yes	1,154	337	817
No	478	199	279
<b>Total Votes Cast</b>	<b>1,632</b>	<b>536</b>	<b>1,096</b>
Overvotes	1	1	0
Undervotes	120	50	70
Contest Totals	1,753	587	1,166

**PRECINCT LEVEL RESULTS**  
**November 3, 2020**

**OFFICIAL RESULTS**  
**Grand Traverse County**

**Traverse City Precinct 3**

STATISTICS			
	TOTAL	Election Day	Absentee Counting Board
Registered Voters - Total	2,109		
Ballots Cast - Total	1,657	513	1,144
Ballots Cast - Blank	0	0	0
Voter Turnout - Total	78.57%		

**Board Member Traverse City Area Public Schools**  
Vote For 3

	TOTAL	Election Day	Absentee Counting Board
Josey Ballenger	804	205	599
Flournoy Humphreys	638	149	489
Michael N. Hurd	119	47	72
Jane Klegman	308	87	221
Jeff Leonhardt	318	75	243
Benjamin McGuire	259	76	183
Scott Newman-Bale	514	153	361
Write-In Totals	31	17	14
Not Assigned	31	17	14
<b>Total Votes Cast</b>	<b>2,991</b>	<b>809</b>	<b>2,182</b>
Overvotes	0	0	0
Undervotes	1,980	730	1,250
Contest Totals	4,971	1,539	3,432

**PRECINCT LEVEL RESULTS**  
**November 3, 2020**

**OFFICIAL RESULTS**  
**Grand Traverse County**

**Traverse City Precinct 3**

**Traverse City Area Public Schools Operating Millage Proposal TCAPS**

Vote For 1

	<b>TOTAL</b>	<b>Election Day</b>	<b>Absentee Counting Board</b>
Yes	1,105	297	808
No	391	162	229
<b>Total Votes Cast</b>	<b>1,496</b>	<b>459</b>	<b>1,037</b>
Overvotes	0	0	0
Undervotes	161	54	107
Contest Totals	1,657	513	1,144

**PRECINCT LEVEL RESULTS**  
**November 3, 2020**

**OFFICIAL RESULTS**  
**Grand Traverse County**

**Traverse City Precinct 7**

STATISTICS			
	TOTAL	Election Day	Absentee Counting Board
Registered Voters - Total	2,282		
Ballots Cast - Total	1,609	678	931
Ballots Cast - Blank	0	0	0
Voter Turnout - Total	70.51%		

**Board Member Traverse City Area Public Schools**

Vote For 3

	TOTAL	Election Day	Absentee Counting Board
Josey Ballenger	672	224	448
Flournoy Humphreys	504	163	341
Michael N. Hurd	190	101	89
Jane Klegman	385	164	221
Jeff Leonhardt	263	119	144
Benjamin McGuire	250	109	141
Scott Newman-Bale	420	160	260
Write-In Totals	57	42	15
Not Assigned	57	42	15
<b>Total Votes Cast</b>	<b>2,741</b>	<b>1,082</b>	<b>1,659</b>
Overvotes	0	0	0
Undervotes	2,086	952	1,134
Contest Totals	4,827	2,034	2,793



**PRECINCT LEVEL RESULTS**  
**November 3, 2020**

**OFFICIAL RESULTS**  
**Grand Traverse County**

**Traverse City Precinct 7**

**Traverse City Area Public Schools Operating Millage Proposal TCAPS**

Vote For 1

	<b>TOTAL</b>	<b>Election Day</b>	<b>Absentee Counting Board</b>
Yes	927	356	571
No	503	229	274
<b>Total Votes Cast</b>	<b>1,430</b>	<b>585</b>	<b>845</b>
Overvotes	0	0	0
Undervotes	179	93	86
Contest Totals	1,609	678	931

**PRECINCT LEVEL RESULTS**  
**November 3, 2020**

**OFFICIAL RESULTS**  
**Grand Traverse County**

**Traverse City Precinct 8**

**STATISTICS**

	<b>TOTAL</b>	<b>Election Day</b>	<b>Absentee Counting Board</b>
Registered Voters - Total	2,136		
Ballots Cast - Total	1,570	509	1,061
Ballots Cast - Blank	0	0	0
Voter Turnout - Total	73.50%		

**Board Member Traverse City Area Public Schools**

Vote For 3

	<b>TOTAL</b>	<b>Election Day</b>	<b>Absentee Counting Board</b>
Josey Ballenger	692	190	502
Flournoy Humphreys	573	163	410
Michael N. Hurd	148	59	89
Jane Klegman	306	93	213
Jeff Leonhardt	302	98	204
Benjamin McGuire	222	71	151
Scott Newman-Bale	450	117	333
Write-In Totals	46	22	24
Not Assigned	46	22	24
<b>Total Votes Cast</b>	<b>2,739</b>	<b>813</b>	<b>1,926</b>
Overvotes	0	0	0
Undervotes	1,971	714	1,257
Contest Totals	4,710	1,527	3,183

**PRECINCT LEVEL RESULTS**  
**November 3, 2020**

**OFFICIAL RESULTS**  
**Grand Traverse County**

**Traverse City Precinct 8**

**Traverse City Area Public Schools Operating Millage Proposal TCAPS**  
Vote For 1

	<b>TOTAL</b>	<b>Election Day</b>	<b>Absentee Counting Board</b>
Yes	1,025	307	718
No	401	142	259
<b>Total Votes Cast</b>	<b>1,426</b>	<b>449</b>	<b>977</b>
Overvotes	0	0	0
Undervotes	144	60	84
Contest Totals	1,570	509	1,061

**PRECINCT LEVEL RESULTS**  
**November 3, 2020**

**OFFICIAL RESULTS**  
**Grand Traverse County**

**Traverse City Precinct 9**

STATISTICS			
	TOTAL	Election Day	Absentee Counting Board
Registered Voters - Total	2,003		
Ballots Cast - Total	1,603	494	1,109
Ballots Cast - Blank	0	0	0
Voter Turnout - Total	80.03%		

**Board Member Traverse City Area Public Schools**

Vote For 3

	TOTAL	Election Day	Absentee Counting Board
Josey Ballenger	701	161	540
Flournoy Humphreys	545	120	425
Michael N. Hurd	200	74	126
Jane Klegman	355	117	238
Jeff Leonhardt	433	125	308
Benjamin McGuire	319	89	230
Scott Newman-Bale	527	137	390
Write-In Totals	30	25	5
Not Assigned	30	25	5
<b>Total Votes Cast</b>	<b>3,110</b>	<b>848</b>	<b>2,262</b>
Overvotes	3	3	0
Undervotes	1,696	631	1,065
Contest Totals	4,809	1,482	3,327

**PRECINCT LEVEL RESULTS**  
**November 3, 2020**

**OFFICIAL RESULTS**  
**Grand Traverse County**

**Traverse City Precinct 9**

**Traverse City Area Public Schools Operating Millage Proposal TCAPS**

Vote For 1

	<b>TOTAL</b>	<b>Election Day</b>	<b>Absentee Counting Board</b>
Yes	1,061	293	768
No	437	160	277
<b>Total Votes Cast</b>	<b>1,498</b>	<b>453</b>	<b>1,045</b>
Overvotes	0	0	0
Undervotes	105	41	64
Contest Totals	1,603	494	1,109

**PRECINCT LEVEL RESULTS**  
**November 3, 2020**

**OFFICIAL RESULTS**  
**Grand Traverse County**

**Traverse City Precinct 10**

**STATISTICS**

	<b>TOTAL</b>	<b>Election Day</b>	<b>Absentee Counting Board</b>
Registered Voters - Total	2,377		
Ballots Cast - Total	1,790	636	1,154
Ballots Cast - Blank	0	0	0
Voter Turnout - Total	75.30%		

**Board Member Traverse City Area Public Schools**

Vote For 3

	<b>TOTAL</b>	<b>Election Day</b>	<b>Absentee Counting Board</b>
Josey Ballenger	724	205	519
Flournoy Humphreys	590	168	422
Michael N. Hurd	187	62	125
Jane Klegman	403	138	265
Jeff Leonhardt	357	113	244
Benjamin McGuire	339	117	222
Scott Newman-Bale	465	160	305
Write-In Totals	53	35	18
Not Assigned	53	35	18
<b>Total Votes Cast</b>	<b>3,118</b>	<b>998</b>	<b>2,120</b>
Overvotes	6	3	3
Undervotes	2,246	907	1,339
Contest Totals	5,370	1,908	3,462

**PRECINCT LEVEL RESULTS**  
**November 3, 2020**

**OFFICIAL RESULTS**  
**Grand Traverse County**

**Traverse City Precinct 10**

**Traverse City Area Public Schools Operating Millage Proposal TCAPS**

Vote For 1

	TOTAL	Election Day	Absentee Counting Board
Yes	1,077	312	765
No	507	227	280
<b>Total Votes Cast</b>	<b>1,584</b>	<b>539</b>	<b>1,045</b>
Overvotes	0	0	0
Undervotes	206	97	109
Contest Totals	1,790	636	1,154

- Benzie -


# Traverse City Area Public Schools Board Members November 03, 2020 Unofficial Results


2020-11-04 08:03:23


## Traverse City Area Public Schools Board Member (Vote for 3)

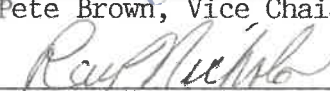
Traverse City Area Public Schools: Precincts reported:	1 of 1	100.00%
Ballots:	803	
Undervotes:	1,237	
Overvotes:	0	
Double Votes:	0	
Josey Ballenger	282	24.06%
Flournoy Humphreys	202	17.24%
Michael N. Hurd	100	8.53%
Jane Klegman	157	13.40%
Jeff Leonhardt	100	8.53%
Benjamin McGuire	133	11.35%
Scott Newman-Bale	168	14.33%
Write-in	30	2.56%
<b>Total</b>	<b>1,172</b>	<b>100.00%</b>

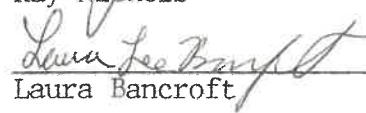
As certified by the Benzie County Board of Canvassers  
on November 5, 2020.

  
Dawn Olney, Benzie County Clerk

  
Janice Mick, Chair

  
Pete Brown, Vice Chair

  
Ray Nichols

  
Laura Bancroft



- Benzie -

# Traverse City Area Public Schools Proposal

## November 03, 2020

### Unofficial Results


2020-11-04 08:00:27


#### Traverse City Area Public Schools Operating Millage Proposal (Vote for 1)

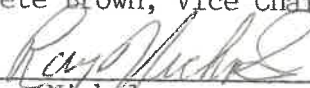
Traverse City Area Public Schools: Precincts reported:	1 of 1	100.00%
Ballots:	803	
Undervotes:	77	
Overvotes:	0	
Double Votes:	0	
Yes	452	62.26%
No	274	37.74%
Total	726	100.00%

As certified by the Benzie County Board of Canvassers  
on November 5, 2020.

  
Dawn Olney, Benzie County Clerk

  
Janice Mick, Chair

  
Pete Brown, Vice Chair

  
Ray Nichols

  
Laura Bancroft

- Leelanau -

LEELANAU

# School Board Member for Traverse City Area Public Schools (Vote for 3)

Precinct	Josey Ballenger	Flourmoy Humphreys	Michael N. Hurd	Jane Klegman	Jeff Leonhardt	Benjamin McGuire	Scott Newman- Bale	Unresolved Write-In
<b>County</b>								
<b>Leelanau County Michigan</b>								
<b>Elmwood Township, Precinct 1</b>								
Election Day	206	132	83	116	118	111	161	19
AV Counting Boards	669	555	178	325	293	266	455	5
Total	875	687	261	441	411	377	616	24
<b>Elmwood Township, Precinct 2</b>								
Election Day	63	54	33	51	46	46	50	11
AV Counting Boards	224	211	72	138	121	124	168	11
Total	287	265	105	189	167	170	218	22
<b>Solon Township, Precinct 1</b>								
Election Day	122	72	80	86	87	88	84	4
AV Counting Boards	126	113	35	78	52	51	70	1
Total	248	185	115	164	139	139	154	5
<b>City of Traverse City, Precinct 4</b>								
Election Day	118	78	20	47	40	38	81	0
AV Counting Boards	0	0	0	0	0	0	0	0
Total	118	78	20	47	40	38	81	0
<b>Leelanau County Michigan - Total</b>	<b>1,528</b>	<b>1,215</b>	<b>501</b>	<b>841</b>	<b>757</b>	<b>724</b>	<b>1,069</b>	<b>51</b>

TOTAL VOTES CAST = 6686

114

- Leelanau -

# Traverse City Area Public Schools Operating Millage Proposal (Vote for 1)

Precinct	Yes	No	Unresolved Write-In
<b>County</b>			
<b>Leelanau County</b>			
<b>Michigan</b>			
Elmwood Township, Precinct 1			
Election Day	299	293	0
AV Counting Boards	1,028	436	0
Total	1,327	729	0
Elmwood Township, Precinct 2			
Election Day	120	122	0
AV Counting Boards	372	209	0
Total	492	331	0
Solon Township, Precinct 1			
Election Day	165	182	0
AV Counting Boards	196	83	0
Total	361	265	0
City of Traverse City, Precinct 4			
Election Day	133	84	0
AV Counting Boards	0	0	0
Total	133	84	0
Leelanau County Michigan - Total	2,313	1,409	0

## STATEMENT OF VOTES

3

		PUT FIGURES IN THIS COLUMN			
The whole number of votes given for the office of School Board Member (vote for 3)					
was	NINETY-three THOUSAND SIX HUNDRED AND TWENTY-one	9	3	6	21
and they were given for the following named persons:					
Josey Ballenger	received TWENTY-one THOUSAND <sup>EIGHT HUNDRED</sup> AND FORTY-eight votes	2	1	8	48
Flournoy Humphreys	received SIXTEEN THOUSAND <sup>THREE HUNDRED</sup> AND THIRTY-six votes	1	6	3	36
Michael N. Hurd	received SIX THOUSAND <sup>SEVEN HUNDRED</sup> AND EIGHTY-one votes	6	7	8	1
TOTAL		votes			
The whole number of votes given for the office of School Board Member (Continued)					
was					
and they were given for the following named persons:					
Jane Klegman	received TWELVE THOUSAND <sup>TWO HUNDRED</sup> AND FIFTY-one votes	1	2	2	51
Jeff Leonhardt	received TEN THOUSAND ONE HUNDRED AND <sup>TWENTY-one</sup> votes	1	0	1	21
Benjamin McGuire	received TEN THOUSAND TWO HUNDRED NINETY-nine votes	1	0	2	99
TOTAL		votes			
The whole number of votes given for the office of School Board Member (Continued)					
was	SIXTY-three THOUSAND SIX HUNDRED TWENTY-one <del>four</del>	9	3	6	21
and they were given for the following named persons:					
Scott Newman-Bale	received FOURTEEN THOUSAND <sup>SEVEN HUNDRED</sup> AND SIXTY-one votes	1	4	7	91
1194 <del>1197</del> WRITE-IN votes	received ONE THOUSAND ONE HUNDRED <sup>NINETY-seven</sup> votes				
for UNDECLARED	received				
CANDIDATES	TOTAL	votes			
The whole number of votes given for the office of					
was					
and they were given for the following named persons:					
	received	votes			
	received	votes			
	received	votes			
	received	votes			
	received	votes			
	received	votes			
	received	votes			
	received	votes			
	received	votes			
	received	votes			
	received	votes			
	received	votes			
TOTAL		votes			

# STATEMENT OF VOTES

5

		PUT FIGURES IN THIS COLUMN			
The whole number of votes given for and against the <u>Traverse City Area Public Schools</u>					
Operating Millage Proposal					
was	<u>Fifty-one Thousand Five Hundred AND Thirty - <del>SIX</del> <b>SEVEN</b></u>	5	1	5	<u>3</u> <sup>7</sup>
of which number					
votes were marked <b>YES</b>					
and					
votes were marked <b>NO</b>					
TOTAL VOTES,					
<p><b>TRAVERSE CITY AREA PUBLIC SCHOOLS OPERATING MILLAGE PROPOSAL</b></p> <p>This proposal will allow the school district to levy the statutory rate of not to exceed 18 mills on all property, except principal residence and other property exempted by law, required for the school district to receive its revenue per pupil foundation allowance.</p> <p>Shall the limitation on the amount of taxes which may be assessed against all property, except principal residence and other property exempted by law, in Traverse City Area Public Schools, Grand Traverse, Leelanau and Benzie Counties, Michigan, be increased by 1 mill (\$1.00 on each \$1,000 of taxable valuation) for a period of 5 years, 2021 to 2025, inclusive, to provide funds for operating purposes; the estimate of the revenue the school district will collect if the millage is approved and levied in 2021 is approximately \$38,065 (this millage is to restore millage lost as a result of the reduction required by the Michigan Constitution of 1963 and will be levied only to the extent necessary to restore that reduction)?</p>					
was					
of w					
votes were marked <b>YES</b>					
and	<u>Thirty one Thousand Nine Hundred Thirty - <del>four</del> <b>five</b></u>	3	1	9	<u>3</u> <sup>5</sup>
votes were marked <b>NO</b>	<u>Nineteen Thousand Six Hundred AND TWO</u>	1	9	6	2
TOTAL VOTES, <u>fifty-one Thousand Five Hundred Thirty - <del>SIX</del> <b>SEVEN</b></u>		5	1	5	<u>3</u> <sup>7</sup>
The whole number of votes given for and against the _____					
was	_____				
of which number	_____				
votes were marked <b>YES</b>					
and	_____				
votes were marked <b>NO</b>					
TOTAL VOTES,					
The whole number of votes given for and against the _____					
was	_____				
of which number	_____				
votes were marked <b>YES</b>					
and	_____				
votes were marked <b>NO</b>					
TOTAL VOTES,					



# CERTIFICATE OF DETERMINATION

**STATE OF MICHIGAN,** }

SS.

COUNTY OF Grand Traverse

The Board of Canvassers of the County of Grand Traverse,  
(County, City, Township or Village) (County, City, Township or Village)

having Ascertained and Canvassed the Votes of said Traverse City Area Public Schools,  
(County, City, Township or Village)

at the General Election, held on the 3rd day of November,

two thousand twenty

## Do Hereby Certify and Determine

That JOSEY BALLENGER having received a sufficient number of  
votes is elected TCAPS BOARD Member

That FLOURNOY HUMPHREYS having received a sufficient number of  
votes is elected TCAPS BOARD Member

That SCOTT NEWMAN - BALC having received a sufficient number of  
votes is elected TCAPS BOARD Member

That \_\_\_\_\_ having received a sufficient number of  
votes is elected \_\_\_\_\_

That \_\_\_\_\_ having received a sufficient number of  
votes is elected \_\_\_\_\_

That \_\_\_\_\_ having received a sufficient number of  
votes is elected \_\_\_\_\_

That \_\_\_\_\_ having received a sufficient number of  
votes is elected \_\_\_\_\_

That \_\_\_\_\_ having received a sufficient number of  
votes is elected \_\_\_\_\_

That \_\_\_\_\_ having received a sufficient number of  
votes is elected \_\_\_\_\_

That \_\_\_\_\_ having received a sufficient number of  
votes is elected \_\_\_\_\_

That \_\_\_\_\_ having received a sufficient number of  
votes is elected \_\_\_\_\_

That \_\_\_\_\_ having received a sufficient number of  
votes is elected \_\_\_\_\_

That \_\_\_\_\_ having received a sufficient number of  
votes is elected \_\_\_\_\_

That \_\_\_\_\_ having received a sufficient number of  
votes is elected \_\_\_\_\_

That \_\_\_\_\_ having received a sufficient number of  
votes is elected \_\_\_\_\_

That \_\_\_\_\_ having received a sufficient number of  
votes is elected \_\_\_\_\_

That \_\_\_\_\_ having received a sufficient number of  
votes is elected \_\_\_\_\_

That \_\_\_\_\_ having received a sufficient number of  
votes is elected \_\_\_\_\_

That \_\_\_\_\_ having received a sufficient number of  
votes is elected \_\_\_\_\_

That \_\_\_\_\_ having received a sufficient number of  
votes is elected \_\_\_\_\_

That \_\_\_\_\_ having received a sufficient number of  
votes is elected \_\_\_\_\_

That \_\_\_\_\_ having received a sufficient number of  
votes is elected \_\_\_\_\_

That \_\_\_\_\_ having received a sufficient number of  
votes is elected \_\_\_\_\_

### Do Further Hereby Determine

That the following Propositions or questions were passed or defeated as indicated below:

1. <sup>NAME OF PROPOSITION</sup>  
Traverse City Area Public Schools  
Operating Millage Proposal

Having Received Sufficient votes was Passed  
~~Not Received~~ ~~Defeated~~

2. <sup>NAME OF PROPOSITION</sup>

Having Received Sufficient votes was Passed  
~~Not Received~~ ~~Defeated~~

3. <sup>NAME OF PROPOSITION</sup>

Having Received Sufficient votes was Passed  
~~Not Received~~ ~~Defeated~~

4. <sup>NAME OF PROPOSITION</sup>

Having Received Sufficient votes was Passed  
~~Not Received~~ ~~Defeated~~

In Witness Whereof, We have hereunto set our hands and affixed the Seal

of the County of Grand Traverse  
(County, City, Township or Village) (County, City, Township or Village)

this 10<sup>th</sup> day of NOVEMBER

in the year two thousand and TWENTY

ATTEST:



Elabell Wheeler  
CHAIRMAN.  
Karen M. Goodrich  
Stephen A. Ham  
Sandra Call

BOARD OF  
CANVASSERS

Bonnie Scheele  
CLERK OF BOARD OF CANVASSERS.

Elabell Wheeler  
CHAIRMAN OF BOARD OF CANVASSERS.