

GRAND TRAVERSE COUNTY BOARD OF COMMISSIONERS

Wednesday, June 19, 2019 @ 8:00 a.m.
Governmental Center, 2nd Floor Commission Chambers
400 Boardman, Traverse City, MI 49684

General Meeting Policies:

- ❖ Please turn off all cell phones or switch them to silent mode.
- ❖ Any person may make a video, audio or other record of this meeting. Standing equipment, cords, or portable microphones must be located so as not to block audience view.

If you need auxiliary aid assistance, contact 231-922-4760.

CALL TO ORDER:

1. OPENING CEREMONIES, EXERCISES, OR INVOCATION

(If the opening ceremonies include an invocation, the invocation should precede all other ceremonies, such as the singing of the National Anthem or Pledge of Allegiance, and shall be done in accordance with an invocation policy as adopted by the Board of Commissioners.)

2. ROLL CALL:

3. APPROVAL OF MINUTES:

(Reading aloud is waived as long as the Board has been furnished a copy in the packet prior to the meeting)

- a. Minutes of June 5, 2019 (Regular Meeting)..... 3

4. FIRST PUBLIC COMMENT

Any person shall be permitted to address a meeting of the Board of Commissioners which is required to be open to the public under the provisions of the Michigan Open Meetings Act. Public Comment shall be carried out in accordance with the following Board Rules and Procedures:

Any person wishing to address the Board shall state his or her name and address.

No person shall be allowed to speak more than once on the same matter, excluding time needed to answer Commissioners' questions, if any. The Chairperson shall control the amount of time each person shall be allowed to speak, which shall not exceed three (3) minutes. The Chairperson may, at his or her discretion, allow an additional opportunity or time to speak if determined germane and necessary to the discussion.

Public comment will be solicited during the two public comment periods noted in Rule 5.4, Order of Business. However, public comment may be received during the meeting when a specific agenda topic is scheduled for discussion by the Board. Prior to the first public comment, the Chairperson will indicate the topics on the agenda for which public comment will be accepted. Members of the public wishing to comment should raise their hand or pass a note to the clerk in order to be recognized, and shall not address the board until called upon by the chairperson. Please be respectful and refrain from personal or political attacks.

5. APPROVAL OF AGENDA

6. CONSENT CALENDAR:

The purpose of the Consent Calendar is to expedite business by grouping non-controversial items together to be dealt with by one Commission motion without discussion. Any member of the Commission, staff or the public may ask that any item on the Consent Calendar be removed and placed elsewhere on the agenda for full discussion. Such requests will be automatically respected.

If any item is not removed from the consent calendar, the action noted (receive & file or approval) is approved by a single Commission action adopting the consent calendar.

All Information identified on the Consent Calendar can be viewed in it's entirety at www.grandtraverse.org.

a.	Receive:	
1)	Grand Traverse Conservation District Minutes of 4-15-19	8
2)	Department of Health and Human Services Minutes of 4-23-19	11
3)	Northwestern Regional Airport Commission Minutes of 4-30-19	13
4)	Grand Traverse Conservation District - May 2019 Report	18
5)	Grand Traverse County Treasurer 2018 Annual Report	29
6)	Grand Traverse County Road Commission Monthly Report June 2019	42
7)	Expenditures Over \$5,000 (May 15-June 7, 2019)	43
b.	Approvals:	
1)	Grand Traverse Sheriff's Office – Crime Lab Surplus Property	44
2)	Human Resources – Employee Benefit Program Coordinator	47
3)	Foreclosure Fund – Excess Proceeds	49
4)	Updated Policies and Procedures	53
5)	FY2019 Budget Amendments	57
6)	May 2019 Claims Approval	64
7)	IT – Google GSuite and Google Apps Vault Renewal (July 2019-2020)	94
8)	2019 Tax Rate Request (L-4029)	98
c.	Action:	
7.	SPECIAL ORDERS OF BUSINESS:	
8.	ITEMS REMOVED FROM CONSENT CALENDAR	
9.	DEPARTMENTAL ITEMS:	
a.	Economic Impact Report – Northern Lakes Community Mental Health (Karl Kovacs)	101
b.	Commission on Aging – Reclassification of Assessment/Scheduling Specialist/Auditor Position	102
c.	Fireworks Request (Fife Lake and Boom Boom Club)	106
d.	Annual Report – Office of the Medical Examiner (Dr. Joyce DeJong)	110
10.	UNFINISHED BUSINESS:	
11.	NEW BUSINESS:	
a.	Support of Resolution Funding the Great Lakes Restoration Initiative (Betsy Coffia)	176
b.	Request for Proposal for Non-Exclusive Welding and Fabrication Services	
c.	Cass Road Drain Discussion with Drain Commissioner	
12.	SECOND PUBLIC COMMENT (Refer to Rules under Public Comment/Input above.)	
13.	COMMISSIONER/DEPARTMENT REPORTS:	
14.	NOTICES:	
a.	Michigan Association of Counties - Regional Summit on July 23 (Gaylord)	
b.	Michigan Association of Counties - Annual Conference - August 18-20 (Grand Traverse Resort)	
15.	CLOSED SESSION:	
16.	ADJOURNMENT	

GRAND TRAVERSE COUNTY
BOARD OF COMMISSIONERS

Regular Meeting
June 5, 2019

Chairman Hentschel called the meeting to order at 8:00 a.m. at the Governmental Center.

OPENING CEREMONIES, EXERCISES OR INVOCATION

An invocation was given by Pastor Chuck Towersey, which was followed by the Pledge of Allegiance to the Flag of the United States of America.

PRESENT: Ron Clous, Betsy Coffia, Bryce Hundley, Brad Jewett, Gordie LaPointe, Addison Wheelock, Jr., and Rob Hentschel

APPROVAL OF MINUTES

Minutes of May 15, 2019 Regular Meeting
Minutes of May 22, 2019 Special Meeting
Minutes of May 22, 2019 Study Session

Moved by Clous, seconded by Jewett to approve the minutes listed above. Motion carried.

PUBLIC COMMENT

The following people addressed the Commissioners during Public Comment:

Sylvia McCullough
Gretchen Iorio
Dave Nickels
Carol Shuckra
David Petrove
Matthew Schoech
Ann Rogers

APPROVAL OF AGENDA

Add: Cass Road Drain discussion under Unfinished Business

Moved by Clous, seconded by Jewett to approve the agenda with the addition of Cass Road Drain discussion under Unfinished Business. Motion carried.

CONSENT CALENDAR

The purpose of the Consent Calendar is to expedite business by grouping non-controversial items together to be dealt with by one Commission motion without discussion. Any member of the Commission, staff or the public may ask that any item on the Consent Calendar be removed and placed elsewhere on the agenda for full discussion. Such requests will be automatically respected.

If any item is not removed from the consent calendar, the action noted (receive & file or approval) is approved by a single Commission action adopting the consent calendar. All Information identified on the Consent Calendar can be viewed in its entirety at www.grandtraverse.org

A. RECEIVE AND FILE

1. Northern Lakes Community Mental Health minutes of April 28, 2019
2. Hentschel – Potential appearance of Conflict of Interest Disclosure
Removed from calendar

B. APPROVALS

1. Commission on Aging – Approval of Contract for On-Call Contracting for In-Home Services – Removed from calendar.
2. Resolution 77-2019
Duck Lake Control Structure
Department of Environment, Great Lakes, and Energy (EGLE)
Administrative Consent Agreement

ACTION ON THE CONSENT CALENDAR

After the County Clerk read the Consent Calendar for the record, the following items were removed:

A-2	Page 17	By Wheelock
B-1	Page 18	By David Petrove

Moved by Hundley, seconded by Jewett to approve the Consent Calendar minus items A-2 and B-1.

Roll Call Vote: Yes 7

SPECIAL ORDERS OF BUSINESS

Michigan Association of Counties (MAC) Presentation

Steve Currie, Michigan Association of Counties, gave a presentation on the MAC organization.

ITEMS REMOVED FROM CONSENT CALENDAR

A-2 - Hentschel – Potential appearance of Conflict of Interest Disclosure

Commissioner Wheelock requested clarification on reporting a Conflict of Interest for Wheelock and Sons vs. Roy's General Store.

Moved by Hundley, seconded by Wheelock to refer the Conflict of Interest issue to the Ethics Ad-Hoc Committee and discuss it at the next meeting.

Roll Call Vote: Yes 4, No 3

Nay: LaPointe, Clous and Hentschel

Moved by Clous, seconded by Jewett to Receive and File A-2, Hentschel – Potential Appearance of Conflict of Interest Disclosure. Motion carried.

Commissioners took a break at 9:22 a.m.

Commissioners returned to regular session at 9:29 a.m.

B-1 - Commission on Aging – Approval of Contract for On-Call Contracting for In-Home Services

Public Comment

David Petrove

Cindy Kienlen, Commission on Aging Director, explained the request for on-call contracting for in home services.

Resolution 78-2019
Commission on Aging
Independence Home Health Care
In-Home Service

Moved by Wheelock, seconded by Clous to approve Resolution 78-2019. Motion carried.

DEPARTMENT ACTION ITEMS

a. Facilities Management/Parks & Recreation

1) Grounds Maintenance FTE for Facilities Management

Dean Bott, Finance Director, and Joe Berry, Facilities Director, explained the request and answered Commissioners' questions.

Resolution 79-2019
Facilities Management
Staffing Plan Amendment
Grounds Maintenance

Moved by Wheelock, seconded by LaPointe to approve Resolution 79-2019.
Motion carried.

b. Sheriff's Office – Corrections Division

1) Resident Banking Software/Commissary Services Contract

Moved by Coffia, seconded by Hundley to postpone approval of the resident banking software/commissary services contract until the June 19th meeting.

Roll Call Vote: Yes 2, No 5

Nay: Jewett, LaPointe, Wheelock, Clous and Hentschel

Motion failed

Resolution 80-2019
Sheriff's Office
Canteen Services (TIGGS)
Resident Banking Software/Commissary Services

Moved by Wheelock, seconded by LaPointe to approve Resolution 80-2019.
Roll Call Vote: Yes 6, No 1
Nay: Coffia

c. Administration

- 1) Board of Commissioners' Goal Setting Affirmation
Moved by Wheelock, seconded by Coffia to affirm the goals presented in the packets and to direct staff to identify work plans to achieve the goals of the items marked with three or more votes by Commissioners. Motion carried.
- 2) Construction Code Department Audit
Nate Alger, County Administrator, explained the plan for an audit of the Building Codes Department.

Resolution 81-2019
Construction Code
Carlisle Wortman Associates
Audit of Building Codes Department

Moved by Wheelock, seconded by Jewett to approve Resolution 81-2019.
Motion carried.

UNFINISHED BUSINESS

a. Adoption of Policies Related to Community Development Block Grant (CDBG) Subrecipient Agreement

Kit Tholen, Deputy Civil Counsel, explained the policies related to the CDBG agreement.

Resolution 82-2019
Policies and Procedures
Community Development Block Grant (CDBG)
Subrecipient Agreement Policies

Moved by Wheelock, seconded by Jewett to approve Resolution 82-2019,
Motion carried.

b. Administrator's Evaluation

Chairman Hentschel reviewed the evaluation of County Administrator, Nate Alger, and indicated that based on the results, the County Administrator has met the expectations of the Board and he will receive his next raise as outlined in his contract.

c. Cass Road Drain

Moved by Clous, seconded by Jewett to require that the Drain Commissioner come to the next board meeting to give his annual report on the county drains. Motion carried.

NEW BUSINESS

None

PUBLIC COMMENT

The following people addressed the Commissioners during Public Comment:

Kelly Macintosh

COMMISSIONER/DEPARTMENT REPORTS

Commissioners gave updates on meetings and events they attended.

NOTICES

June 19, 2019 – Regular Meeting

CLOSED SESSION

None

Meeting adjourned at 10:40 a.m.

Bonnie Scheele, County Clerk

Rob Hentschel, Chairman

APPROVED: _____
(Date) (Initials)



Grand Traverse Conservation District

1450 Cass Road, Traverse City, MI 49685
Board Meeting Minutes

4:30 PM, Monday, April 15, 2019

"Inspiring exploration, appreciation, and conservation of our natural world."

Board Members

Voting: Andy Blodgett, Jan Engle, Doug Leonhardt, Dario Primo, Tom Wertz

Non-voting: Ed Moehle

Others Present

Staff: Marsha Barber Clark, Jason Kimbrough, Ranay Vig

Call to Order and Approval of Agenda

The meeting was called to order at 4:32 p.m. *Motion to approve the agenda was made by Doug Leonhardt, seconded by Jan Engle, motion carried.*

Conflicts of Interest

There were no conflicts of interest.

Public Comment:

There were no public comments.

Consent Calendar

Staff recommends approval of the minutes of March 18, 2019 board meeting. *Motion to approve the minutes was made by Tom Wertz, seconded by Doug Leonhardt, motion carried.*

Updates

Jason Kimbrough from NRCS provided a written report which is included in the Board materials for this meeting. He also provided a brief verbal report stating that this year, NRCS has received more applications for services than there are funds. He also discussed urban gardening and the creation of food desert maps.

Michelle Jacokes the area Produce Safety Technician provided a written report which is included in the Board materials for this meeting.

Current Business

Approval of March expenditures totaling \$ 101,870.57 which includes credit card activity for March totaling \$ 4,122.72. *Motion to approve the March expenditures was made by Tom Wertz, seconded by Jan Engle, motion carried.*

March financial reports were reviewed and Ranay Vig provided a brief financial update.

Millage Expenditure Report was provided by Ranay Vig which outlined amount of millage funds approved by the Board for expenditure and the amount spent year-to-date.

Revised FY2019 Budget was presented with income totaling \$1,977,383 and expenses totaling \$1,844,449. A discussion followed. *Motion to approve the revised FY2019 budget was made by Doug Leonhardt, seconded by Tom Wertz, motion carried.*

Revised FY2018 Audit was reviewed to ensure that the change recommended during the March meeting had been made. *Motion to accept the FY2018 Audit was made by Tom Wertz, seconded by Jan Engle, motion carried.*

Additions to Millage capital/non-capital spending were presented.

Marsha updated the Board that **IT funding for work by Terrapin** would exceed the original amount anticipated for IT work during FY2019. The new estimated amount is expected to be \$6,000 during this fiscal year. She stated that there was not a reason at this time to request additional funding for the capital/non-capital millage budget since some items projected on the original budget were coming in below the original projections so the approved budget amount would not be exceeded.

Marsha requested that an **additional amount of \$26,000 be approved for paving the back half of the parking lot.** It had not been requested originally because it was proposed to be included in the FY2020 budget. After further discussion with paving companies, it was suggested that all of the unpaved areas be paved at the same time because it would be less expensive than paving them at two different times. There was a discussion about the need for a Conservation District to be environmentally responsible with paving to be sure the design modeled sound conservation practices. *Motion to increase the FY2019 Capital Budget by \$26,000 was made by Tom Wertz, seconded by Doug Leonhardt, motion carried.*

Policy revisions and additions to Employee Handbook

- Carry-over of PTO into the next fiscal year (COPTO)
- Paid Family and Medical Leave (PFML)
- Pregnancy Discrimination Act (PDA)
- Smoking and Tobacco Use
- Vacation Accrual while on Leave
- Criminal Background Check
- Motor Vehicle Driving Record
- Cell Phone and Texting While Driving

There was a discussion and minor adjustments were recommended for some of the proposed policies. *Motion to approve all policies with recommended revisions was made by Jan Engle, seconded by Dario Primo, motion carried.*

Strategic Plan update and discussion about hiring a consultant. It was agreed by consensus that a consultant should be hired to facilitate the strategic planning process. It was agreed that it would be important to hire a consultant who has strategic planning experience with a conservation district that also runs a nature center because it is a unique arrangement that requires a specific understanding to appreciate how one might approach this specific strategic planning process. Marsha said she would contact conservation districts with nature centers to see if they could offer names of consultants with relevant experience.

Executive Director Transition. An update was provided followed by a discussion regarding start date, orientation, and introduction to the community.

Management Team Report. Marsha provided a verbal report which included:

- Update on retirement options which included confirmation that conservation districts are eligible to participate in the Municipal Employees' Retirement System (MERS) and that she and Ranay will be meeting with a MERS representative on Tuesday, April 16th.
- Update that she had requested quotes on health-related benefits from Larkin Group and that she and Ranay will meet with them to discuss options as soon as the quotes are available.
- Notification that she had signed an agreement with TCAPS allowing GTCD to use their vacant parking lot that is located just south of BRNC to be used at no charge for overflow parking this summer.
- Update that FMLA Fact Sheet #28F will be provided to employees to explain and clarify FMLA.

There were no questions regarding the written Monthly Staff Report.

Other Items. There were no other items for discussion

GTCD DBA. Marsha passed the DBA documents to Andy so he can arrange a time for Board members to sign the dissolution of DBA document at his office so they can be notarized.

Topics for Next Meeting – May 20, 2019. Reports/recommendations on retirement and health benefits.

Adjourn. The meeting was adjourned at 6:35 p.m. *Motion to adjourn was made by Dario Primo, seconded by Jan Engle, motion carried.*

Respectfully submitted by
Marsha Barber Clark

**GRAND TRAVERSE COUNTY DEPARTMENT OF HEALTH AND HUMAN SERVICES
BOARD MEETING MINUTES
April 23, 2019**

PRESENT: Ralph Soffredine, Chair
 Rodetta Harrand, Vice-Chair
 Gordie LaPointe, County Commissioner
 Kristine Lagios, DHHS Director
 John Rizzo, Member

ABSENT: None

GUESTS: None

The regular meeting of the Grand Traverse County Department of Human Services was **called to order at 9:06 AM** by Chair Soffredine in the First Floor Conference Room, Traverse City State Office Building, 701 South Elmwood Avenue, Traverse City, Michigan.

PUBLIC COMMENT: Commissioner LaPointe advised the county is still addressing the pension deficit. Projections for investments MERS had were overly optimistic. Some adjustments have been made for assuming a 5.75% return, which bumped it up to \$7,000,000.

The Health Department is looking for a grant to address issues with drugs.

APPROVAL OF AGENDA – Motion to approve the agenda with the addition under New Business of Religious Exemption Changes on Adoption Placements made by Rizzo, seconded by Harrand. Motion carried.

APPROVAL OF MINUTES - The minutes from the March 26, 2019 meeting were reviewed. Motion to approve the minutes as presented made by Harrand, seconded by Rizzo. Motion carried.

FINANCIAL

A. Financial Report for March 2019

- The Financial Report for March 2019 was reviewed. Motion to accept the March 2019 Financial Report made Rizzo, seconded by Harrand. Motion carried.

NEW BUSINESS

A. Personnel Updates

- We still have one migrant worker vacancy we are working on filling. Interviews were held 4/12/19.
- One foster care worker vacancy remains in Kalkaska. Interviews were held 4/18/19.

NORTHWESTERN REGIONAL AIRPORT COMMISSION
CHERRY CAPITAL AIRPORT
REGULAR MEETING
MINUTES
April 30, 2019
3:00 P.M.

A. Pledge of Allegiance

B. Roll Call:

Present	Chairman	Doug DeYoung
	Commissioners	Dan Ahrns, Mike Coco, Lee Foerster, Rob Hentschel, Tom Kern, Debra Rushton
	Secretary	Kevin Klein
	Counsel	Karrie Zeits
	Others	Dan Sal, Luanne Zak, Heather Sexton
Absent		None

The Chairman called the meeting to order at 3:00 p.m. The Secretary called the roll and advised the Chairman a quorum was present.

C. Review and Approval of the Agenda:

It was moved by Commissioner Coco and supported by Commissioner Hentschel to approve the agenda as presented. MOTION PASSED.

D. Public Comment:

The following people addressed the Commissioners:

Gretchen Iorio – in opposition of the tree removal project.
Bob Denton – in support of the tree removal project.
Carole Shuckra – in opposition of the tree removal project.
Sylvia McCullough – in opposition of the tree removal project.
Mike Hovey – thanked NRAC for putting safety first; in support of tree removal project.
Ted Iorio – in opposition of the tree removal project.
Mike Terfehr – in support of the NRAC's actions to remove birds.
Sandy Coobac – questioning the existence of a wildlife hazard
Joe Meszaros – commended airport for their actions in obstruction removal and wildlife hazard mitigation.

E. Reading and Approving Previous Meeting Minutes:

1. The regular meeting minutes of March 19, 2019 were reviewed by the Commission.

It was moved by Commissioner Kern and supported by Commissioner Rushton to approve the regular meeting minutes of March 19, 2019 as presented. MOTION PASSED.

F. Reading of Communications:

1. The MDOT Passenger Statistics Reports for March 2019 were received and filed.
2. It was moved by Commissioner Kern and supported by Commissioner Rushton to enter into closed session to consider written, attorney-client communications pursuant to MCL 15.268(h) and MCL 15.243(1)(g). A roll call vote was taken: Ahrns-yes, Coco-yes, DeYoung-yes, Foerster-yes, Hentschel-yes, Kern-yes, Rushton-yes. MOTION PASSED.

The Board entered closed session at 3:20 p.m.

It was moved by Commissioner Hentschel and supported by Commissioner Rushton to return the meeting to open session at 3:43 p.m. MOTION PASSED.

It was moved by Commissioner Ahrns and supported by Commissioner Kern to waive the attorney-client privilege on the communications regarding the obstruction removal and wildlife hazard mitigation project and authorize the release of the communications. A roll call vote was taken: Ahrns-yes, Coco-yes, DeYoung-yes, Foerster-yes, Hentschel-yes, Kern-yes, Rushton-yes. MOTION PASSED.

Attorney Zeits gave a summary of the documents.

Commissioner DeYoung enumerated the many governmental agencies and professionals that were used throughout the obstruction removal and wildlife hazard mitigation project and asked if there was any public comment pertaining to the release of the documents.

Mrs. Iorio asked about tree removal in Oakwood Cemetery. Commissioner DeYoung responded that the Board started dialog one year ago with the City Manager to discuss a multi-year tree management plan for the cemetery. The Board will continue to work with the City Manager to obtain an easement which could be beneficial to both parties.

G. Reports of Standing Committees: None

H. Reports of Special Committees:

1. Commissioner Rushton gave a report of the Personnel Committee meeting of April 29, 2019.

It was moved by Commissioner Ahrns and supported by Commissioner Kern to accept the report of the Personnel Committee meeting of April 29, 2019. MOTION PASSED.

It was moved by Commissioner Coco and supported by Commissioner Kern to adopt the Resolution provided by MERS for purchase of additional service credit by an employee. A roll call vote was taken: Ahrns-yes, Coco-yes, DeYoung-yes, Foerster-yes, Hentschel-yes, Kern-yes, Rushton-yes. MOTION PASSED.

2. Commissioner Ahrns gave a report of the Building and Grounds Committee meeting of April 29, 2019.

It was moved by Commissioner Coco and supported by Commissioner Rushton to accept the report of the Building and Grounds Committee meeting of April 29, 2019. MOTION PASSED.

It was moved by Commissioner Kern and supported by Commissioner Foerster to support the modification to the Denton Farms hangar and directed staff to continue to work with Mr. Denton on this project. MOTION PASSED.

It was moved by Commissioner Kern and supported by Commissioner Foerster to proceed with the proposed AIP grant program with the option to remove ineligible items from the paving project. MOTION PASSED.

It was moved by Commissioner Kern and supported by Commissioner Foerster to approve the Avflight fuel farm expansion and directed staff to continue to work with Avflight on this project. MOTION PASSED.

It was moved by Commissioner Kern and supported by Commissioner Foerster to approve change orders 1-3 on the obstruction removal and wildlife hazard mitigation project and to approve change order 4 on the obstruction removal and wildlife hazard mitigation project in an amount not to exceed \$90,000. MOTION PASSED.

It was moved by Commissioner Hentschel and supported by Commissioner Kern to move forward with the acquisition of PFAS testing equipment at a cost of \$30,662 with reimbursement of \$19,550 coming from the MDOT-Aeronautics grant program. MOTION PASSED.

It was moved by Commissioner Kern and supported by Commissioner Rushton to engage in preliminary negotiations with the owner of 718 Duell Road at an approximate cost of \$5,000 for initial appraisals and review. MOTION PASSED.

- I. Unfinished Business: None

J. New Business:

1. Air Services, Inc. is requesting an amendment to their lease to allow for subletting of their premises and to allow for commercial fueling. Commercial fueling will require compliance with Minimum Standards and execution of a Retail Fuel Sales Contract.

Based upon recommendation of the Airport Director, it was moved by Commissioner Rushton and supported by Commissioner Ahrns to approve amending the Air Services, Inc. Airport Property Lease to allow for the subletting of their premises and the addition of commercial fueling to the approved use and purpose; subject to review and acceptance of substance by the Airport Director and review and acceptance of form by Airport Counsel.
MOTION PASSED.

2. Commissioner Coco is requesting Cherry Capital Airport's sponsorship of the SEEDS 2019 Clean Energy Salon Series with a \$1,000 investment and use of the airport terminal conference room. As this was not a budgeted item, funds would come from cash reserves.

It was moved by Commissioner Ahrns and supported by Commissioner Foerster to approve a \$1,000 sponsorship to be taken from cash reserves and allow use of the airport terminal conference room for the SEEDS 2019 Clean Energy Salon Series. A roll call vote was taken: Ahrns-yes, Coco-abstain, DeYoung-yes, Foerster-yes, Hentschel-yes, Kern-yes, Rushton-yes. MOTION PASSED.

K. Reports of the Airport Director:

1. The Airport Director reviewed the Activity Report for the Commission.
2. The Airport Director reviewed the Operations Report for the Commission.
3. The Airport Director reviewed the Accounts Receivable Report for the Commission.
4. The Airport Director reviewed the Budget Report for the Commission.

L. Public Comment: None

M. Commissioner Comment:


Commissioner Ahrns commented that having had experience flying at the airport, the accuracy of the wind condition reporting has greatly improved on the AWOS since the tree removal.

Commissioner Coco provided an article about a runway project at Columbia Regional Airport that had a critical failure. Commissioner Coco commended TVC on the great job done on the Runway 10 project.

N. Adjournment:

There being no further business to come before the Commission, the Chairman adjourned the meeting at 4:33 p.m.

Respectfully submitted,

A handwritten signature in black ink, appearing to read 'K. Klein', is written over a horizontal line.

Kevin C. Klein, A.A.E.
Airport Director



Grand Traverse Conservation District
May 2019 Report

CONSERVATION TEAM

OWNER/PARKLAND: City of Traverse City – Brown Bridge Quiet Area

Administration

- Processed bills & invoices
- Solicited bids for bridge approach material
- Prepared monthly report

Routine Monitoring and Maintenance

- Performed routine trailhead/parking lot inspections to refill dog waste bags and pick up trash
- Swept floors and restocked vault-toilets at BBQA parking lots
- Cleaned up trash along Brown Bridge Rd., including all pull-offs and trailheads
- Leveled, straightened and re-secured boardwalk decking and rub-rails that were impacted by frost-heave processes
- Cleared a large fallen tree that was obstructing the north side bench-cut trail
- Tidied up the canoe landing trailhead (mowed, weedwhipped, cleared leftover footbridge construction materials)

Grants

- Organized and held a Phase-II Wood progress meeting.
- Prepared a semi-annual report to the US Fish & Wildlife Service for Phase-II wood grant.

Other

- Coordinated delivery of a truck load of treated posts for fencing. Plan to replace all cedar whole-log fencing over-time with treated post fencing as needed.
 - Met with Elmer's crane division staff regarding moving the two 45-foot sections of the Brown's Landing Footbridge from the south side of the river to the north side.
 - Elmer's bolted together the two 45' sections of the Brown's Landing footbridge and **set the bridge on the abutments.**
 - Completed the bridge approaches enough for safe use by Memorial Day weekend.
-

OWNER/PARKLAND: Garfield Township – Various

Administration

- Coordinated planting efforts, tree purchases, and deliveries at Kids Creek Park, Silver Lake Rec Area, Miller Creek Nature Reserve, and the Commons Natural Area
- Collaborated with Grand Traverse Stewardship Initiative in stewardship effort with TC West middle School (WMS)
- Processed bills & invoices
- Prepared monthly report

Routine Monitoring and Maintenance

- Performed routine trailhead/parking lot inspections to refill dog waste bags and pick up trash at all Garfield parks
- Provided weekly routine walk-throughs of the Silver Lake dog park to refill dog bag dispensers and change trash receptacle
- Cleared trails at all parks of downed trees and branches by chainsaw as necessary
- Repaired boardwalk section between former Sabin School and Liv Arbors
- Cleared down trees at the Commons by chainsaw

Other

- Re-installed the ADA boat launch with Bill Mouser at the Boardman Valley Nature Preserve
 - Purchased and installed 25+ ball and burlap trees to improve buffer along road at Silver Lake Recreation Area
 - Planted 3 large ball and burlap hemlocks along Commons park border near Greenspire School
 - Planted two large ball and burlap hemlocks and multiple native bare-root seedlings at Kids Creek Park
 - Conducted a stewardship planting of native trees and shrubs at Kids Creek Park with 25+ TC West Middle School students for a Greenagers event
 - Constructed a puncheon boardwalk at Miller Creek Nature Reserve to minimize impact and transect a seasonally wet section of trail
 - Participated in 'Tree School' with over 30 Greenspire students. Focus was on the importance of riparian zones in which we planted native bare-root trees and shrubs along eroded stream banks at the Commons Natural Area.
 - Provided reconnaissance of garlic mustard patches at the Commons and Boardman Valley Nature Preserve.
-

OWNER/PARKLAND: Grand Traverse County – Natural Education Reserve**Administration**

- Met with Dean Bott, Finance Director regarding Environmental Quality Incentive Program (EQIP) funding to help restore Boardman & Sabin bottomlands.
- Met with Dan Thorell, Environmental Health Director, AECOM (Dam Project Engineers), state department of Environment, Great Lakes, & Energy (EGLE) regarding follow up stabilization items related to their soil erosion and EGLE permits related to Boardman dam removal.
- Met with EGLE
- Processed bills & invoices
- Prepared monthly report

Routine Monitoring and Maintenance

- Performed routine trailhead/parking lot inspections to refill dog waste bags and pick up trash
- Repaired fencing at trailhead parking areas as necessary
- Monitored beaver activity along Keystone Rapids
- Monitored and cleaned outhouse at Beitner Canoe Landing weekly
- Cleared several precarious leaning trees along trail south of Lone Pine Trailhead by chainsaw

Grants

- Environmental Quality Incentives Program (EQIP): Coordinated planting crews on the installation of approximately 7,500 bareroot seedlings on Boardman bottomlands
- Great Lakes Restoration Initiative (GLRI): Coordinated planting crews on the installation of 3,000 bareroot seedlings on Boardman bottomlands
- Awarded a Monarch Watch grant to plant approximately 1,500 milkweed plugs in the recently exposed bottomlands of the former dam impoundments

Other

- Constructed boardwalk and bridge approach along the new section of Boardman River Trail north of Cass Road with TART volunteers. Boardwalk materials are funded through a Traverse City Track Club grant awarded to TART.
- Met with NER Advisory Committee member Jack Robbins on several occasions to discuss the layout and site plans for the parking area near landing off Cass Road. Jack arranged with Elmer's for the donation of equipment time with an operator (Jack's son who works for Elmer's) to reshape the parking area and create an area for picnic tables and possibly a future pavilion overlooking the Boardman bottomlands. All the County must cover is the cost of the road gravel. Jack is also chipping in some of his own money to help pay for gravel delivery costs.
- Assessed warning signage needs for river users along the NER.
- Installed informational signage for wildlife habitat along Sabin Loop Trail. Signs were funded through a Dole Grant awarded to the Conservation District.

OWNER/PARKLAND: Recreational Authority – Hickory Meadows**Administration**

- Attended the monthly Rec Authority Board meeting and provided updates
- Prepared draft agenda for the monthly Hickory Meadows Advisory Committee (HMAC) meeting
- Met with Matt Cowall, City Engineer Tim Lodge, and City Parks and Rec Superintendent Derek Melville to discuss storm water drainage concerns and trail access between the Hickories.
- Collaborated with the HMAC in devising draft recommendations for discussion points on Meadows management considerations



- Coordinated planting efforts, tree purchases, and deliveries for buffer along property boundary at Hickory Meadows.
- Coordinated a Mother's Day Weekend workbee event along with other volunteer opportunities to assist in the planting of the buffer
- Processed bills & invoices
- Prepared monthly report

Routine Monitoring and Maintenance

- Performed routine trailhead/parking lot inspections to refill dog waste bags and pick up trash
- Repaired crush gravel trail adjacent to pond area
- Pruned trails as necessary with saw and loppers
- Downloaded trail counter data monthly
- Collected user survey data as necessary
- Monitored and controlled garlic mustard
- Installed a new fence post along property boundary

Grants

- Began compiling invoices, pictures, and forms to report on the DTE Energy Tree Grant for the recently installed buffer

Other

- Installed the 50+ ball and burlap trees along with approximately 500 native bare-root seedlings
- Assessed proposed trail route to be constructed in June.
- Posted informational signage along buffer identifying some of the species planted

OWNER/PARKLAND: Rotary Camps & Services – East Creek Reserve & Canterbury Woods

Administration

- Processed bills & invoices
- Prepared monthly report

Routine Monitoring and Maintenance

- Conducted drive thru inspections and picked up trash from winter use along roads.
- Contacted Road Commission regarding washout at east side of bridge crossing.
- Walked and cleared south side trails

Grants

- None



BOARDMAN RIVER STEWARDSHIP

- Received grant from the Great Lakes Basin Program and EGLE to conduct the 15th Annual Boardman River Clean Sweep which took place on Memorial Day weekend. Norm Fred, from Boardman River Clean Sweep coordinated the event again this year where nearly 70 volunteers cleaned the river from the Fork's to downtown.
- Sold over \$1,000 worth of kayak raffle tickets to support GTCD's work on the Boardman. The raffle will take place on June 1st at the Adams Fly Festival.
- Took new GTCD Executive Director Koffi Kpachavi on a tour of the dam removal project sites.
- Attended a GT Band Fruitbelt planning meeting to discuss eligible restoration projects.
- Cleared downed trees blocking safe navigation.
- Assisted the Adams Chapter of Trout Unlimited with the preparation of an Embrace-A-Stream grant proposal to abandon and restore the North Branch sand trap. The streambank and adjacent working pad is eroding very severely and the trap is no longer in use.
- Planned for and conducted a Phase-II Wood project meeting. This project is planned for the new section of river at Brown Bridge.

ENVIRONMENTAL EDUCATION

Nature Center Visitation this Month: 1,528
Program Participants this month: 1,386
Drop ins this month: 142
Nature Center Visitation this year: 3,013

Nature Center Visitation May 2018: 610
Program Participants May 2018: 519
Drop-in May 2018: 91
Nature Center Visitation since 2008: 88,635

Program Participation & Program Planning:

- 363 students were served in May through our Field Trip programming at the Boardman River Nature Center.
- Attended Traverse Heights Innovation Day.
- Roughly 532 preschoolers and their families attended our weekly preschool programming from September-May.
- Afternoon with the Raptors event held at the Nature Center brought 60 members of the Public to view a live raptor program
- 1,386 people attended public programming events at the Boardman River Nature Center in May. Programming included Native Plant Sale, Afternoon with the Raptors, and Family events.
- Attended the Michigan State Park Centennial Celebration at Interlochen State Park. We engaged in outreach with roughly 200 participants.
- Held two birthday programs at the Nature Center where 30 children were served.
- Attended spring camps convening where area residential and day camps meet to discuss upcoming year.
- Opened extended day programming up to Nature Day camp participants.
- Continue day camp registration where we are at capacity with wait list.

FORESTRY ASSISTANCE PROGRAM (FAP) – Grand Traverse County**On-Site Visits:**

1. Old Mission School, 15 acs., Peninsula Twp. S.
2. Radkte, 10 acs., Green Lake Twp.
3. Allen, 1 ac., Long Lake Twp.
4. Fry, 33 acs., Paradise Twp.
5. Schmalzried, 40 acs., Fife Lake Twp.
6. Colligan, 1 ac., Long Lake Twp.
7. Blair Elementary School, 220 acs., Blair Twp.

Written Forest Management Recommendations: 2 QFP Verifications: 0 MAEAP/FWH Verifications: 0

FAP Referrals to Private Sector: 7 FAP Referrals to Public Sector: 3

In-office Contacts (Grand Traverse, Leelanau, Benzie) : 44 landowners

Follow-up Contacts: 54 landowners/qualified foresters

FAP Promotion/Program Development:

1. FAP Presentation to Cherryland Garden Club (15 participants)
2. WOW (Women Owning Woodlands) Spring Ephemeral Hike (14 participants)
3. FAP Monthly Conference Call
4. Maddy Baroli, FAP Summer Intern began May 14, supervisory role

MICHIGAN PRODUCE SAFETY**ORGANIZATIONAL**

- Three-month evaluation with Susan, set up regular weekly checkups
- Produce Safety Risk Assessment vs. On Farm Readiness Review for MCD Newsletter
- Coordinated with Susan and GTCD to park Rav4 at GTCD
- Regular website updates, and social media posts
- Staff meeting and shed clean up

PRODUCE SAFETY AND FSMA

- Follow-up with 5 farms for PSRA, FSP
- Total farm visits: 2, Follow-up visits:1
- 1 PSRA; 0 OFRR
- Total completed PSRA (certificates): 1
- Total Farm Contacts: 205 Total Farm Referrals: 21
- Total PSP Contacts: 39 Total Other Contacts: 55



- Assembled resource folders for farm visits
- Established time to work from other CDs on a weekly rotating basis
- Development of farm site visit summaries for landowners, with additional resources needed per farm
- Coordinating Food Safety Presentation with Grow Benzie in September, meeting at Grow Benzie to discuss plans for presentation
- Outreach to Water Testing Labs in service area with information on water testing requirements for PSR, visited SOS Analytical Traverse City
- Outreach to Farm Bureau in coverage area, meeting with region communications coordinator
- Draft Guidance review and discussion, reviewing final chapters
- Reviewed Qualified and Commercial Processing Exemption under the Produce Safety Rule
- Reviewed commodity specific requirement for produce safety
- Attended Antrim CD Staff meeting
- Attended Benzie CD Board meeting
- Review of NRCS cost share and EQUIP/NCS with Scott Hughey
- Mailings to all counties including the brochure and contact information
- Constructed, and asked for feedback on Michigan-On Farm Produce Safety, Produce Safety Technicians brochure
- Produce Safety Technician call to discuss edits to the Produce Safety Certificate given to farmers after completing the Produce Safety Risk Assessment
- Produce Safety Educators Group Call focused on backflow prevention for produce farms
- Produce Safety Educators Call focused on coverage and exemption (previously recorded)
- Attended MSU Extension IPM Update in GT County at Wunsch Farms
- Development of presentation of Michigan On-Farm Produce Safety for outreach events
- Development of research topics mind map for technicians (training outline)
- USDA/NRCS AgLearn signup and registration requirements
- Submitted presentation proposal for Farms, Food & Health Conference
- OFRR Scheduling for 2019 growing season
- Acquired plat books for relevant counties

Important Past & Upcoming Events in 2019 (all locations are Michigan unless otherwise noted, this is not the extensive list for year):

- Northern Michigan Small Farm Conference 1/24/19-1/25/19
 - Outreach and education
- Kalamazoo OFRR Training 2/12/19-2/13/19
- Tree Planting Workshop 2/21/19
- Reisters Winter Growers Meeting Traverse City 2/28/19
- Water Wells and Water Fundamentals Training E. Lansing 3/1/2019
- Hops and Barley Conference Traverse City 3/2/19



- MCD Watershed Meeting 3/6/19
- PSA Training Fremont 3/14/19
- PSA Training Traverse City 3/15/19
- MCD Seed Swap and Annual Meeting 3/16/19
- CHARLESTON, SC PSA Train-the-trainer required for Produce Safety Techs 3/20/19-3/23/19
- Cornell Online GAP Course required for Produce Safety Techs 4/3/19 (3-week course)
- Benzie-Manistee Horticultural Society presents Looking Beneath the Canopy 4/10/19
- MCD Tree Sale week of 4/15, sale dates 4/19-4/20
- Food Safety Plan Writing Workshop hosting with Mary McGraw 4/26/19
- HAMMOND, LA OFRR required training for Produce Safety Techs 4/30/19-5/2/19
- Produce Safety Focus Group PSR Worker Training 5/6/19- cancelled
- MSU Extension IPM Updates GT, Leelanau, Antrim and Benzie Bi-weekly 5/7/19-6/26/19
- NCR FSMA Annual Conference 6/9/19-6/11/19
- PSRA Shadowing Victoria Toney 6/12/19
- MCD Native Plant Sale 6/14/19
- PSA Recap and OFRR Kickoff Meeting Mackinaw City 6/21/19
- OFF June 27th and 28th
- OFF July 5th
- P45 V&W Biodynamic Farming & Composting in the Vineyard 7/12/19 (tentative)
- OFF July 22nd - July 29th
- NWMHRC 40th Anniversary Celebration 7/23/19
- Soil Health Field Day, Lott Seed Potato Farm 7/25/19 (cannot attend but will provide materials)
- Michigan Agriculture and Environmental Education Workshop for Educators Novi 8/5/19
- MCD Household Hazardous Waste Collection 8/17/19
- Presenting on Produce Safety with Grow Benzie 9/20/19

MICHIGAN AGRICULTURE ENVIRONMENTAL ASSURANCE PROGRAM (MAEAP)

Farm Visits: 11 (Antrim/Grand Traverse), 6 (Benzie/Leelanau)

Risk Assessments Completed: 3 (Antrim/Grand Traverse), 11 (Benzie/Leelanau)

Farms Verified: 5

Updates:

5/7: Grand Traverse Fruit Grower's Council Meeting

5/7: Antrim County Reverification

5/7: Benzie County Reverification

5/7: Leelanau Conservation District Board Meeting

5/10: Wetland Restoration Training

5/15: Food and Farming Network Networking Event



5/16: Milton/Elk Rapids Farmland and Open Space Preservation Meeting
5/16: Benzie Conservation District Board Meeting
5/17: Traverse Bay Area Career Tech Center Reverification and Presentation
5/18: Native Plant Sale
5/21-5/23: NRCS Cultural Resources Training (Parker Ameal)
5/22: Grand Traverse Integrated Pest Management Meeting
5/22: Antrim Conservation District Board Meeting
5/23: Antrim County Verification
5/28: Oryana/MAEAP Collaboration Meeting
5/29: Grand Traverse County Verification
5/29: RUSLE/WEPS Training (Parker Ameal)

Current Projects:

- Working with:
 - 9 Farms in Antrim
 - 19 Farms in Grand Traverse
 - 21 Farms in Leelanau
 - 10 Farms in Benzie
- Collaborating with NRCS to help farms utilize MAEAP Fund Code.
- Completing MAEAP Reverifications for 2019.
- Collaborating with Oryana on putting MAEAP signage in store near products that come from MAEAP Verified farms.
- Planning tractor/large equipment tire recycling event.
- Researching options for fertilizer/pesticide cardboard recycling.
- Performing annual MDARD well monitoring to test wells for pesticide residues.
- Planning summer Phase 1 events at Integrated Pest Management Meetings
- Planning award ceremony for MAEAP-verified farms
- Promoting 2019 Cost-share opportunities to producers.
- Serving on Freshwater Roundtable to plan 2019 Freshwater Summit.

Upcoming Events:

- 6/3-6/4: Michigan Association of Conservation District Summer Conference
- 6/5: Grand Traverse and Antrim Integrated Pest Management Meetings
- 6/7: Grand Traverse Fruit Grower's Council Annual Picnic
- 6/14: Forest, Wetland, and Habitat *A*Syst Training (Parker Ameal)
- 6/17: Fire Blight Grower Meeting
- 6/18: Leelanau and Benzie Integrated Pest Management Meetings
- 6/18: Leelanau County Reverification
- 6/19: Grand Traverse and Antrim Integrated Pest Management Meetings
- 6/19: Food and Farming Network Meeting
- 6/20: Grand Traverse Local Emergency Planning Committee Meeting
- 6/25: Agrichemical Container Recycling Collection Date
- 6/25: Grand Traverse County Verification
- 6/25: Inland Seas Program at NWMHRC
- 6/25: Leelanau and Benzie Integrated Pest Management Meetings (Phase 1s)
- 6/26-5/27: Crop*A*Syst Training (Parker Ameal)



- 6/26: Grand Traverse and Antrim IPM Meetings (Phase 1s)
 - 6/28: Grand Traverse County Verification
-

NORTHWEST MICHIGAN INVASIVE SPECIES NETWORK (ISN)

Public Inquiry Responses: 55

Active Contacts: 489

Passive Contacts: 100,561

Acres Surveyed: 613.5+ 8 mi inland lakeshore

Sites Surveyed: 22

Acres Treated: 14

Sites Treated: 18

Volunteer Hours: 44

Volunteers: 22

Acres Restored: 3.5

Sites Restored: 2

Meetings/Presentations:

- 5/4 - Presented *Habitat Matters* at Pine Hill Nursery (35 attendees)
- 5/4 - Held booth at Pine Hill Nursery Spring Party (15 passive visitors)
- 5/8 - Presented *Habitat Matters* (pollinator focus) to Kingsley GT Senior Network
- 5/9 - Presented *Habitat Matters* (pollinators) for Interlochen GT Senior Network (30 attendees)
- 5/9 - Presented *Habitat Matters* (pollinators) to MI Assoc. for Family and Community Ed.
- 5/15 - Hosted Garlic Mustard Paper Making workshop; 2 participants
- 5/23 - Hosted Pesticide Training; 10 attendees
- 5/23 - "Attended" & updated on conference call on HWA survey protocols

Treatments, Restoration, and Surveys:

- **Crew started! Welcome Jessica and Cameron!**
- 5/10 - Hosted GT County Garlic Mustard (GM) Workbee; 6 volunteers, 12 vol hrs, 1 acre
- 5/21 - Conducted garlic mustard site visit; 1 site, 5 acres (Grand Traverse)
- Restored 2 acres (300 trees & shrubs) at Killingsworth Park
- Conducted 4 landowner site visits; 5 acres
- Conducted knotweed site visits: 1 site, 3 acres
- Pulled garlic mustard at 13 sites, 118 acres
- Sprayed garlic mustard at 1 site, 3 acres
- Treated knotweed: 3 sites, 3 acres

Other Accomplishments:

- [GM article in Record Eagle \(20,000 passive\)](#)
- [Record Eagle barberry article published; >20,000 subscribers](#)
- Worked on knotweed permissions/updates; 235 direct contacts
- Continued normal outreach, permitting, and permissions work



- Facebook reach: 7,481
- Website reach: 7,314
- Instagram reach: 2,671
- March 2019 eNews: 535 opens

Acronyms and Abbreviations

AECOM	Boardman River Dams Project Engineers
BBAC	Brown Bridge Advisory Committee
BRNC	Boardman River Nature Center
CRA	Conservation Resource Alliance
DDA	Downtown Development Authority
DNR	Department of Natural Resources
ECR	East Creek Reserve
EGLE	Environment Great Lakes & Energy (Former MDEQ)
EPA	Environmental Protection Agency
EQIP	Environmental Quality Incentive Program
GBB	Go Beyond Beauty
GIS	Geographic Information System
GLRI	Great Lakes Restoration Initiative
GM	Garlic mustard
GTCD	Grand Traverse Conservation District
HMAC	Hickory Meadows Advisory Committee
ISN	Invasive Species Network
JB	Japanese barberry
MACD	Michigan Association of Conservation Districts
MAEAP	Michigan Agriculture Environmental Assurance Program
MDARD	Michigan Department of Agriculture & Rural Development
MISC	Michigan Invasive Species Coalition
MNLA	Michigan Nursery & Landscape Association
NER	Natural Education Reserve
NMC	Northwestern Michigan College
NRCS	Natural Resources Conservation Service
NWMFFN	Northwest Michigan Food and Farming Network
NWISN	Northwest Michigan Invasive Species Network
OB	Oriental Bittersweet
USFWS	United State Fish & Wildlife Service
SEEDS	501(c)3 nonprofit organization
SFP	Safe Food Program
Tx	Treatment



Grand Traverse County Treasurer 2018 Annual Report

Treasurer
Heidi M Scheppe, MBA, CPFO

Cindy Green, Chief Deputy
Sarah Gum, Deputy Treasurer
Kristen Lambert, Deputy Treasurer
Patti Leasure, Deputy Treasurer

The mission of the Grand Traverse County Treasurer
is to serve taxpayers with respect, professionalism and
commitment to customer service above and beyond what is expected.

The County Treasurer is elected to a four-year term and serves as the custodian of all County funds. The Treasurer is a member of the Plat Board, Elections Commission, County Apportionment Commission, Treasurer of the Grand Traverse County Building Authority, Treasurer of the Brownfield Redevelopment Authority and Chair of the County Lank Bank Authority.

The Treasurer's Office core responsibilities include:

- Handling and reconciling cash for a 145 million dollar budget.
- Investing County funds while considering fund security, cash flow requirements and adherence to Public Act 20.
- Purchasing and collecting delinquent property taxes for 13 Townships, 2 Villages and the City of Traverse City.
- Working with the local unit Treasurers and Assessors to process any property tax adjustments and report accurate values to the State of Michigan and taxing jurisdictions.
- Selling and maintaining accurate records of all dog licenses in the County.
- Providing Deed Tax Certifications and Delinquent Tax Search services.
- Providing passport processing services.

June 1, 2019

*I hereby submit this annual report to the County Board of Commissioners.
I hope you find it informative; and I encourage you to contact me with any
questions or comments. Please note the 2018 information contained in this
report is unaudited.*

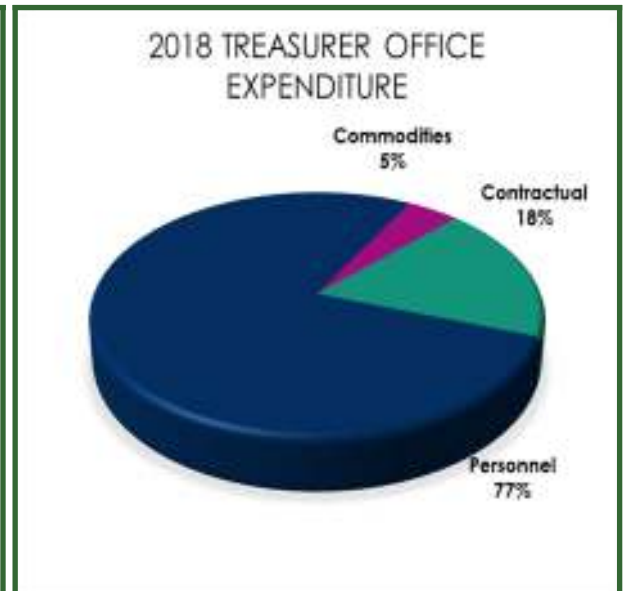
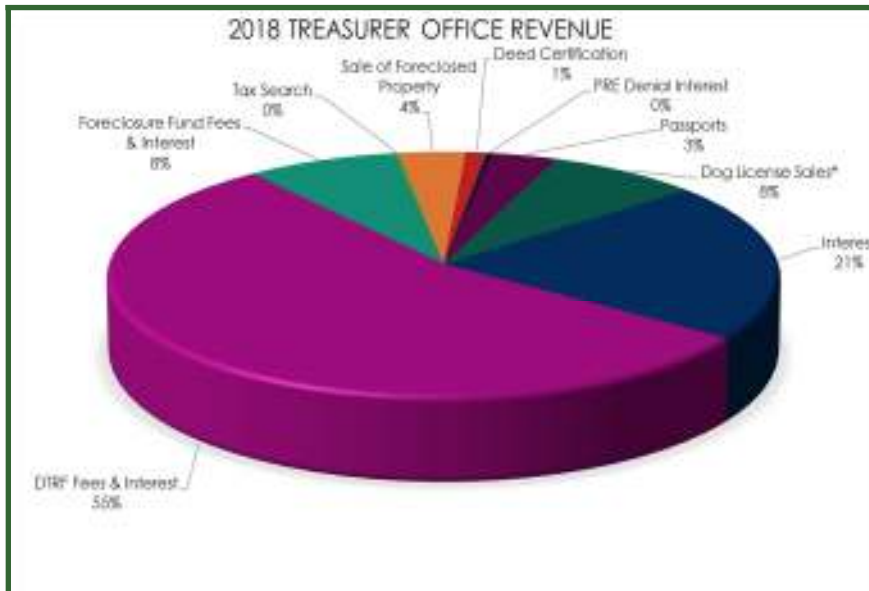
Respectfully submitted,

Heidi Scheppe

Treasurer's Office Revenue vs Expenditure

2018 Total Treasurer Revenue		2018 Total Treasurer Expenditure	
Interest	\$ 332,475.89	Personnel	\$ 345,235.10
DTRF Fees & Interest	\$ 861,662.67	Commodities	\$ 17,447.05
Foreclosure Fund Fees & Interest	\$ 124,089.95	Contractual	\$ 28,985.83
Tax Search	\$ 3,307.50	General Fund	\$ 391,667.98
Sale of Foreclosed Property	\$ 54,850.00	Personnel	\$ 85,866.96
Deed Certification	\$ 17,259.00	Commodities	\$ 6,839.39
PRE Denial Interest	\$ 5,021.53	Contractual	\$ 73,018.01
Passports	\$ 52,950.00	Foreclosure/PRE Fund	\$ 165,724.36
	\$ 1,451,616.54		
Dog License Sales*	\$ 125,918.00		
Total Revenue	\$ 1,577,534.54	Total Expenditure	\$ 557,392.34

*Collected in office for Animal Control



New in 2018

- Although delinquent tax buyout is up compared to 2017, fees and interest did decrease, this is most likely due to taxpayers making their payments earlier in the forfeiture process. Please note these fees are not retained in our office but rather paid out during recording/redemption process of forfeiture.
- A portion of the Foreclosure/PRE fund pays for PRE audit personnel. We have experienced a decrease of almost 89% in PRE denial interest compared to 2017 due to the loss of PRE Audit personnel. We will continue to see a decrease in these funds unless this position is reinstated by the County.
- The cost of our BS&A delinquent and tax software was paid by the Foreclosure Fund again in 2018 to help the General Fund budget.

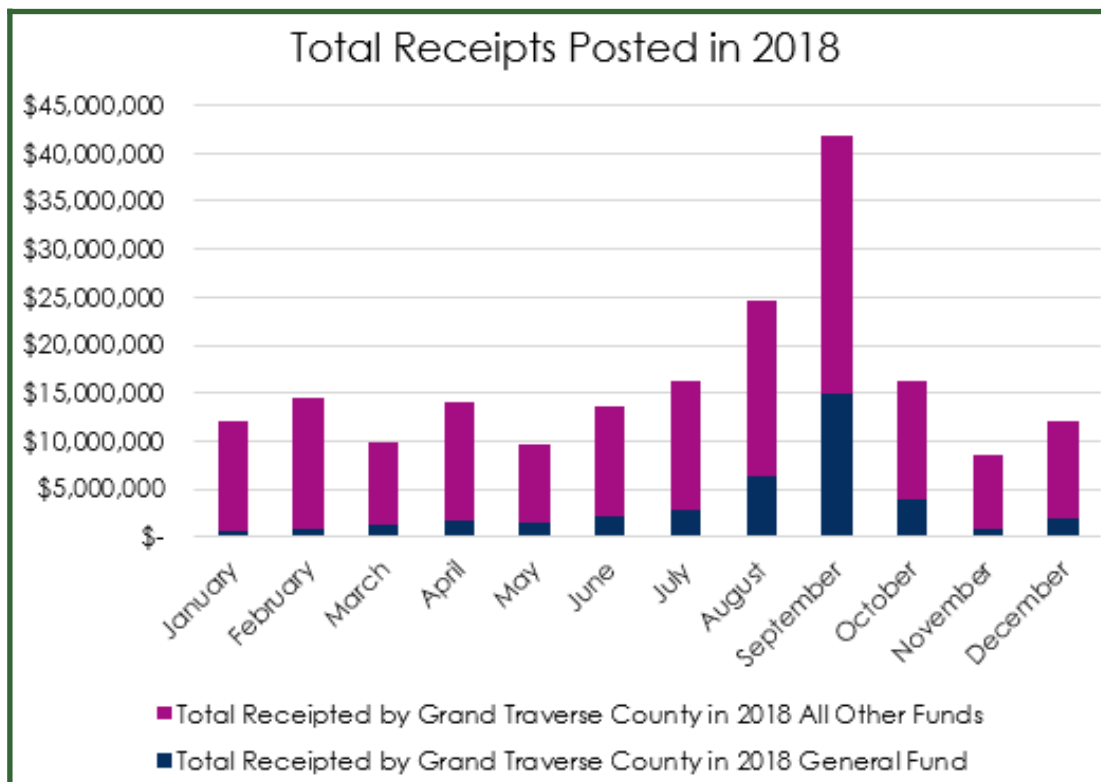
Receipting of Money by Treasurer

The County Treasurer's Office is the depository for all county funds in accordance with Act No. 40, Public Acts of Michigan 1932.

It is the responsibility of the Treasurer's Office to receipt all money coming into the County. We maintain and reconcile over 50 bank accounts to properly track and account for these funds.

Functions associated with this procedure include receipting invoice payments processed through the mail, counting and receipting department money, verifying distribution line items, posting to general ledger and receipting all monies received as EFT's and credit cards distributions through our bank accounts.

Below is a graph showing the cash flow throughout 2018.



Total Received by Grand Traverse County in 2018		
	General Fund	All Funds
January	\$ 638,633.95	\$ 12,181,783.27
February	\$ 828,577.67	\$ 14,512,994.62
March	\$ 1,360,322.01	\$ 9,973,320.99
April	\$ 1,665,381.35	\$ 14,068,617.45
May	\$ 1,483,864.40	\$ 9,570,547.95
June	\$ 2,280,121.96	\$ 13,555,490.83
July	\$ 2,894,180.94	\$ 16,180,958.46
August	\$ 6,340,665.87	\$ 24,605,739.14
September	\$ 15,002,978.50	\$ 41,916,829.88
October	\$ 3,988,212.81	\$ 16,364,956.65
November	\$ 829,203.13	\$ 8,465,679.71
December	\$ 1,874,497.88	\$ 12,028,542.28
	\$ 39,186,640.47	\$ 193,425,461.23

Investments

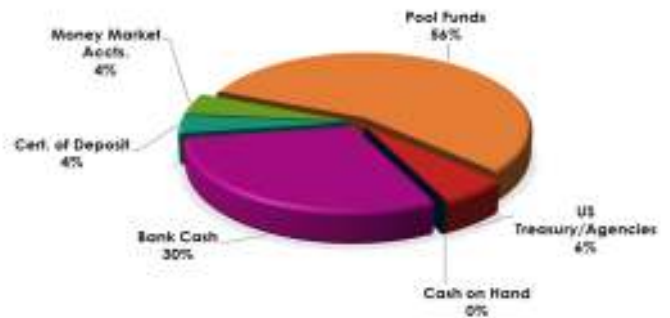
There are many pools of funds within the County each designed to collect, report and pay out the amounts available for specific purposes. The largest of the funds is the General Fund, which is the primary operating fund of the County.

- **Year End Portfolio** provides a breakdown of where County Funds were invested at 12/31/18.
- **Diversification by Investment** shows the percentage of the funds held in each investment type.
- **Common Cash Balances** graph is used to understand trends in cash levels, and provides a multi year running look at the total dollars in the common account at month end.

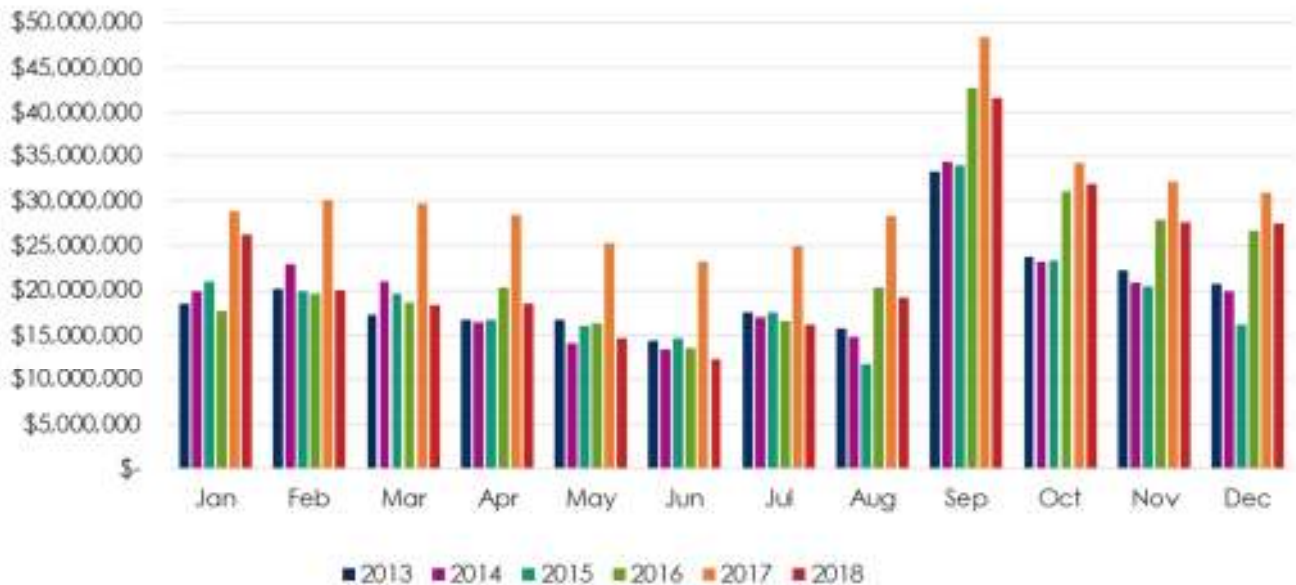
2018 Year End Portfolio

Cash on Hand	\$	9,012.75
Bank Cash	\$	15,483,569.83
Cert. of Deposit	\$	2,012,400.20
Money Market Accts.	\$	2,394,889.94
Pool Funds	\$	28,825,017.88
US Treasury/Agencies	\$	3,030,000.00
Total	\$	51,754,890.60

2018 DIVERSIFICATION BY INVESTMENT TYPE



Common Cash Balances



- Average monthly carrying balance in Trust & Agency is 3.8 million, down from 4.1 million in 2017.
- Average monthly carrying balance for the Pavilions is 7.65 million, down from 7.7 million in 2017.

New in 2018

We paid out 5.9 million from the General Fund towards MERS retirement debt in February 2018.

Delinquent Tax

It is the responsibility of the County Treasurer to collect delinquent real property taxes. Functions associated with delinquent taxes include receipting payments, processing adjustments to prior year tax rolls (for up to 20 yrs.), processing bankruptcy claims, along with being the Foreclosing Governmental Unit.

Beginning March 1st of each year the County Treasurer "purchases" delinquent real property taxes from the local units utilizing the cash in the delinquent tax revolving fund. We collect payments on the delinquent parcels for a period of not less than 24 months. During that time we follow an extensive State mandated notification process which includes regular postal mail, certified mail, personal service (visit/hand deliver) to the property and publication in the local newspaper. We file a petition for foreclosure with the 13th Circuit Court. If payment is not received by the 3rd year of assessment we foreclose on the parcel and attempt to sell the parcel at auction. Prior to the auction, per Public Act 123 of 1999, the State is granted the right of first refusal to purchase any foreclosed parcels, local units and County Land Bank have a right of refusal, after the State, for any parcels in their jurisdiction.

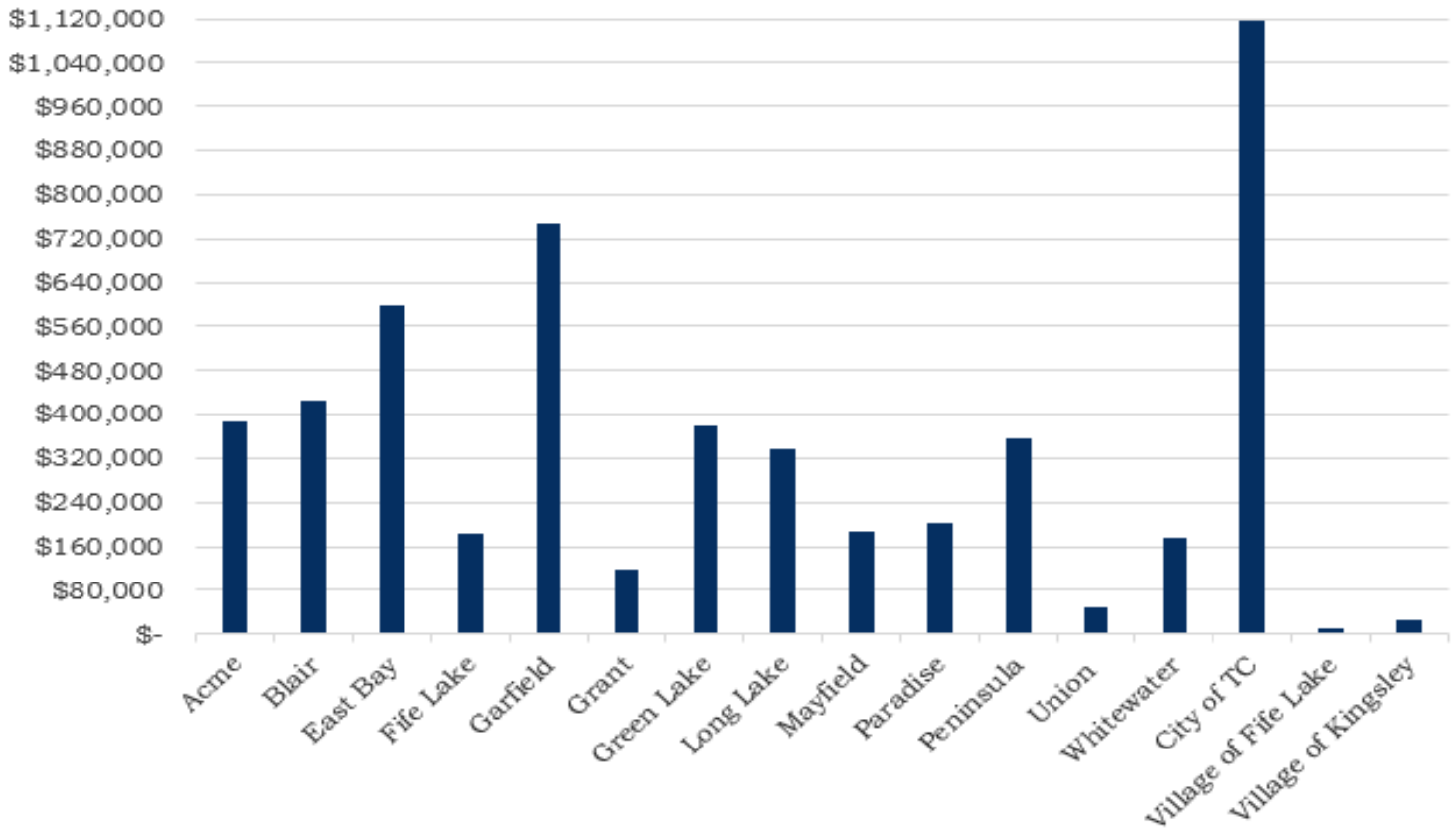
The performance measurements for delinquent tax administration are designed to: increase efficiencies to be better able to manage additional workload without staff additions, to reduce unit costs in managing forfeitures and foreclosures, and to institute foreclosure prevention programs. One of the prevention methods provided by the board is a Hardship Extension, which gives those taxpayers that have had an unusual circumstance in their life, time to set up a payment plan to keep from losing their property. It was used to protect 10 properties from foreclosure in 2018. In addition to the Hardship Extension, we directed at risk taxpayers to the MSHDA Step Forward Program providing assistance to 5 taxpayers generating \$ 16,995.70 in tax payments. In addition to these programs, we provide taxpayers with a variety of payment options: cash, check, credit/debit card, electronic funds transfer, and an ACH payment option, which provides the taxpayer the ability to make weekly or monthly payments.

Personal Visits

Our office performed PA 123 inspections on 212 parcels in September. This physical site visit to each parcel is required to provide parcel description information to Title Check, LLC for future potential foreclosure. Parcels that were found vacant/abandoned or unoccupied at time of visit required posting of property in a visible area. If occupant was present, we advised the occupants of their rights and the foreclosure process. We had many conversations with taxpayers, explaining the tax law, due dates and opportunity for assistance with delinquent taxes.

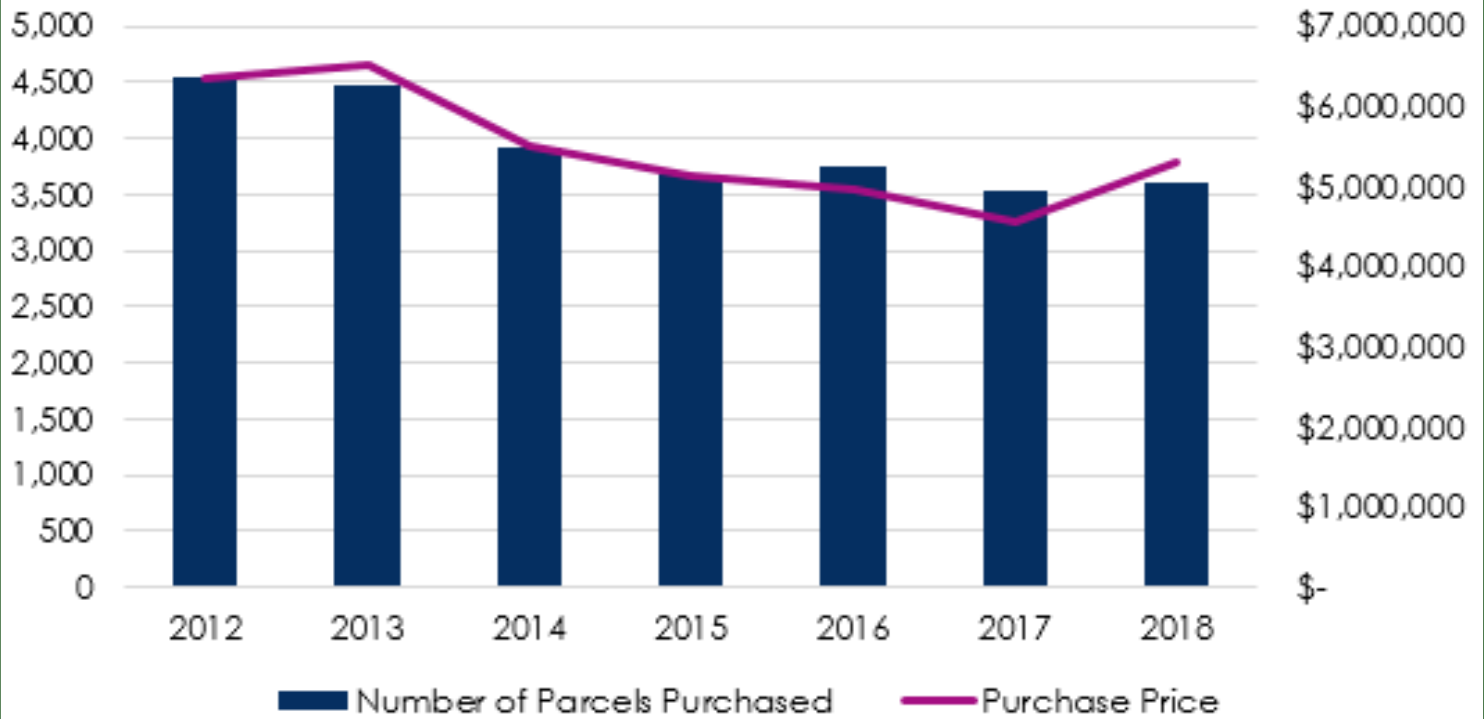
Real Taxes Returned Delinquent					
Tax Year	2018	2017	2016	2015	2014
No. of Properties	3602	3540	3756	3670	3915
Amount Purchased	\$ 5,297,426.25	\$ 4,568,613.02	\$ 4,973,605.30	\$ 5,120,958.18	\$ 5,504,078.62
Tax Collections, Calendar Year	2018	2017	2016	2015	2014
No. of Receipts	4631	5029	5068	6197	5898
Delinquent Tax Collected	\$ 4,839,787.47	\$ 5,353,198.62	\$ 5,079,212.45	\$ 6,725,269.79	\$ 8,340,799.70
Interest & Fees	\$ 882,581.68	\$ 953,283.81	\$ 781,586.12	\$ 1,227,032.74	\$ 1,322,479.66
Credit Cards / EFT	\$ 744,136.65	\$ 725,525.32	\$ 622,639.08	\$ 623,706.31	\$ 325,132.30
Tax Roll Adjustments, Calendar Year	2018	2017	2016	2015	2014
Michigan Tax Tribunal, Board of Review,	398	456	524	690	607
PRE Denials, etc.					
Forfeiture/Foreclosure					
Properties Forfeited	416	453	494	556	848
Properties Foreclosed	4	22	15	21	24
Hardship Extension	10	8	9	16	15

2018 Delinquent Taxes "Purchased" by Unit



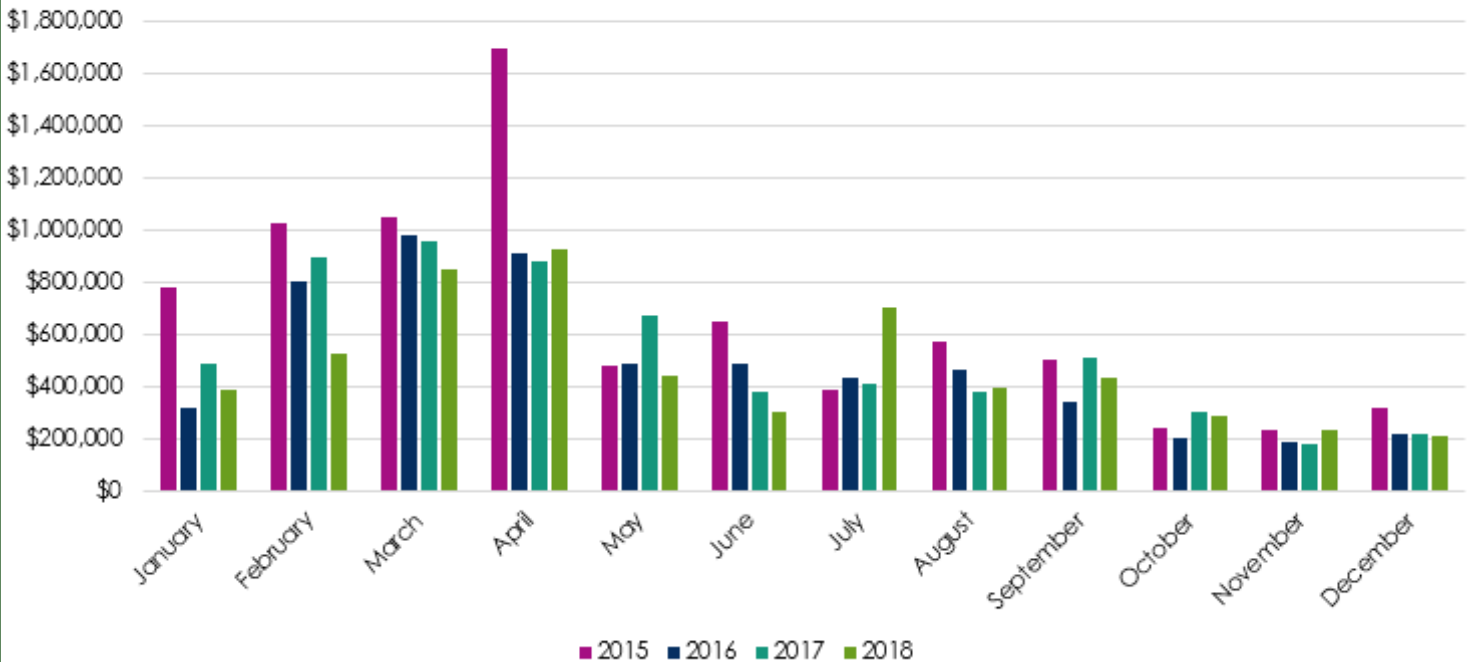
Township	2018 Total Adjusted Levy	Payments Made at Township/ Village	Amount "Purchased" by County	Balance to Collect by Township/ Village (Personal Property)
Acme	\$ 11,838,742.87	\$ 11,458,925.74	\$ 384,980.85	\$ 8,527.27
Blair	\$ 9,759,090.83	\$ 9,335,642.87	\$ 423,531.06	\$ 13,814.72
East Bay	\$ 19,643,159.58	\$ 19,050,457.89	\$ 598,193.81	\$ 18,603.78
Fife Lake	\$ 1,924,032.87	\$ 1,739,206.77	\$ 184,296.99	\$ 2,995.04
Garfield	\$ 32,549,911.29	\$ 31,804,062.72	\$ 748,112.13	\$ 24,658.06
Grant	\$ 1,732,354.61	\$ 1,617,439.41	\$ 116,947.81	\$ 857.16
Green Lake	\$ 9,692,259.76	\$ 9,325,918.87	\$ 378,921.17	\$ 317.95
Long Lake	\$ 14,784,139.43	\$ 14,460,406.33	\$ 335,606.16	\$ 1,650.47
Mayfield	\$ 1,709,154.91	\$ 1,520,706.60	\$ 189,001.94	\$ 3,149.62
Paradise	\$ 3,936,001.50	\$ 3,732,623.47	\$ 203,204.94	\$ 3,207.75
Peninsula	\$ 22,756,754.52	\$ 22,407,645.00	\$ 357,964.17	\$ 1,546.01
Union	\$ 844,629.73	\$ 796,131.12	\$ 48,832.29	\$ 79.48
Whitewater	\$ 6,343,803.74	\$ 6,173,262.62	\$ 177,007.04	\$ 131.26
City of TC	\$ 47,078,906.50	\$ 45,868,465.64	\$ 1,115,418.29	\$ 142,669.15
Village of Fife Lake	\$ 118,000.25	\$ 107,712.00	\$ 9,807.65	\$ 480.60
Village of Kingsley	\$ 291,560.31	\$ 265,652.68	\$ 25,599.95	\$ 307.68
Totals	\$ 185,002,502.70	\$ 179,664,259.73	\$ 5,297,426.25	\$ 222,996.00

Real Taxes Returned Delinquent



Total number of delinquent parcels purchased compared to the tax amount owed.

Delinquent Tax Collection



Total amount of delinquent tax revenue collected by month.

Dog and Kennel License Program

The County Treasurer's Office manages the dog and kennel licensing revenue per state statute, Act 339 of 1919. Per Act 339 it shall be unlawful for any person to own any dog 6 months old or over, unless the dog is licensed as hereinafter provided. A County dog license provides ownership information, verifies the dog is currently vaccinated for rabies, and is in compliance with State Law.

In 2016 our office researched statewide county rate structures and presented a new rate and license structure that was approved by the Board of Commissioners and became effective 1/1/2017. This rate increase has provided additional revenue to support the Animal Control Program in Grand Traverse County as you will see below.

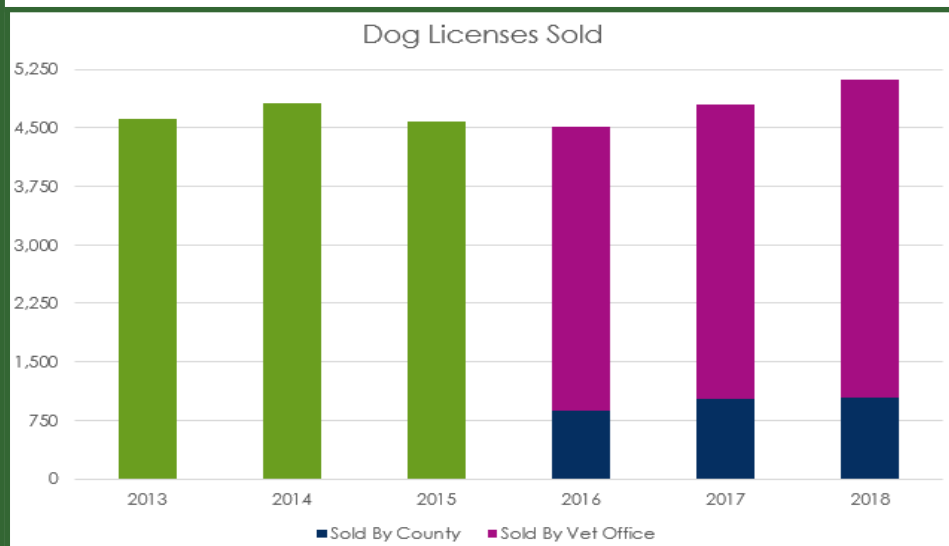
2018 Rates	Spayed/Neutered	Intact
Puppy 8 mo. old and younger	\$ 8.00	\$ 8.00
1 year	\$ 15.00	\$ 30.00
3 year	\$ 30.00	\$ 60.00

We continue to provide an online dog license lookup on our website to help the public reunite lost dogs with their owners. It has been a hit and is referenced in social media posts for lost dogs in Grand Traverse County.

	No. of Licenses	Dog Licenses	Kennel Licenses
2013 Revenue	4615	\$ 75,815.00	\$ 350.00
2014 Revenue	4811	\$ 80,665.00	\$ 320.00
2015 Revenue	4580	\$ 78,980.00	\$ 280.00
2016 Revenue	4519	\$ 79,460.00	\$ 255.00
2017 Revenue	4803	\$ 118,136.00	\$ 235.00
2018 Revenue	5110	\$ 125,918.00	\$ 210.00

Our office sells dog licenses year round. We also partner with most of the local Veterinarian offices to sell our licenses year round as well. This creates an easy avenue for citizens to purchase a dog license at the same time they are vaccinating their dog for rabies. Veterinarians provide monthly sales details to our office which we audit, enter into AS400, and send out official receipts to citizens detailing the license information as mandated by State law. Veterinarians who partner with the County to sell licenses on our behalf receive a commission based on the number/type of licenses sold. In 2018 our licensing partners sold/issued 80% of our total license sales.

*2017 increase in veterinary commissions due to implementation of new license fee structure.

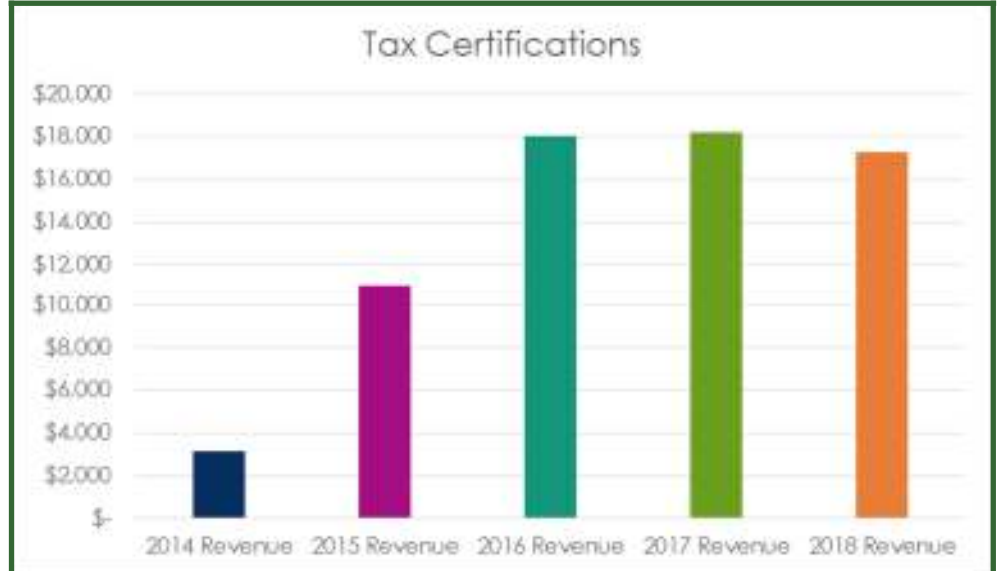


	Commissions paid to licensing partners
2013	\$ 8,825.00
2014	\$ 9,174.00
2015	\$ 9,200.00
2016	\$ 8,506.00
2017*	\$ 10,467.25
2018	\$ 11,489.25

Tax Certifications and Searches

It is the Treasurer's Office responsibility to certify that all property taxes are paid on instruments transferring real estate in Grand Traverse County prior to them being recorded with the County Register of Deed's Office (State Statute MCL 48.101.) Tax certification requests can be submitted in person or by electronic filing.

Certifications		
2014 Revenue	\$	3,154.60
2015 Revenue	\$	11,036.60
2016 Revenue	\$	18,025.00
2017 Revenue	\$	18,188.40
2018 Revenue	\$	17,259.00



* Tax certification fee increased from \$1.00 to \$5.00 in July of 2015 causing the significant revenue increase.

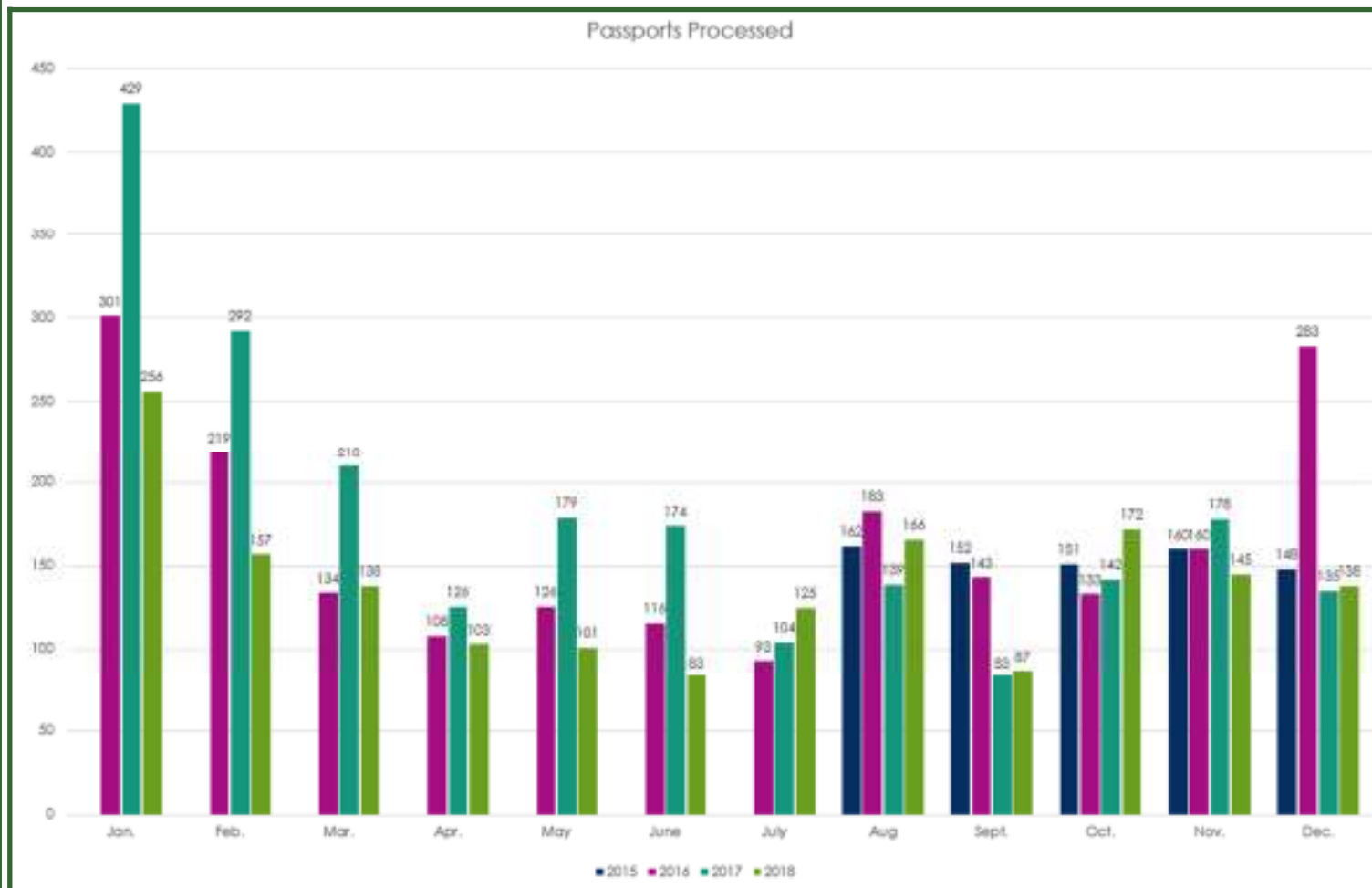
A tax search is a written tax status verification from the Grand Traverse County Treasurer's Office. The tax search requests are received by mail, FAX, and email. We offer delinquent tax look up online where owners can research their own properties for free or a \$2.00 fee for properties other than their own. Two public terminals are located in the Governmental Center for the public to do their own property tax search free of charge.

	Delinquent Searches In Office	Delinquent Searches Online	Complete Database
2014 Revenue	\$ 3,078.00	\$ 1,229.60	\$ 3,633.75
2015 Revenue	\$ 2,911.00	\$ 415.60	\$ 1,879.25
2016 Revenue	\$ 749.00	\$ 721.80	\$ 2,122.00
2017 Revenue	\$ 787.00	\$ 1,871.97	\$ 1,557.50
2018 Revenue	\$ 506.25	\$ 2,373.14	\$ 2,801.25



Passport Processing

The County Treasurer's Office is a certified US Department of State Acceptance Facility providing passport processing services Monday thru Thursday 8:30am—4:00pm. The office accepts and processes new applications which requires review of applications and required documentation (identity, citizenship, and parental relationship for applicants under the age of 16) for completeness and accuracy. Once reviewed, staff fully executes and submits the application according to US Department of State guidelines. We also provide reviews of renewal applications free of charge. An annual re-certification process is required for all staff members by the US Department of State to keep up to date on changing guidelines and processing effectiveness.



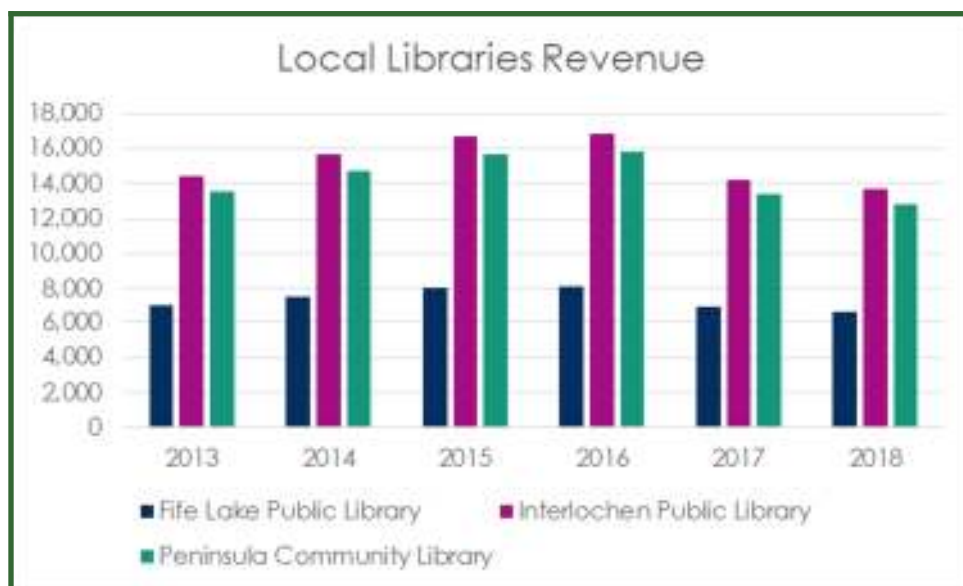
Year	Revenue	Applications Processed
2015	\$ 41,168	773
2016	\$ 52,400	1,999
2017	\$ 54,625	2,191
2018	\$ 52,950	1,671

In April 2018 The U.S. Department of State increased the processing fee charged, and retained by our office, from \$25.00 to \$35.00 per application.

Library Penal Fines

The Michigan Constitution of 1963 requires penalties collected for violations of State penal law be divided by court costs, statutory fees, and penal fines. Fines are deposited into a library fund to support public libraries as required by Public Act 59 of 1964. The Michigan Department of Education sends a listing of eligible libraries and their associated service population, according to the 2010 census or subsequent special federal census, to the Treasurer's Office in July each year. The county treasurer is required to pay local libraries their share of the total collected funds and interest by August 1st.

Library	Population Served	Percentage	2018 Amount
Fife Lake Public Library	2,791	2.7635%	\$ 6,597.04
Interlochen Public Library	5,784	5.7271%	\$ 13,671.53
Peninsula Community Library	5,433	5.3795%	\$ 12,841.88
Traverse Area District Library	86,986	86.1299%	\$ 205,607.21
Totals	100,994	100.0000%	\$ 238,717.66



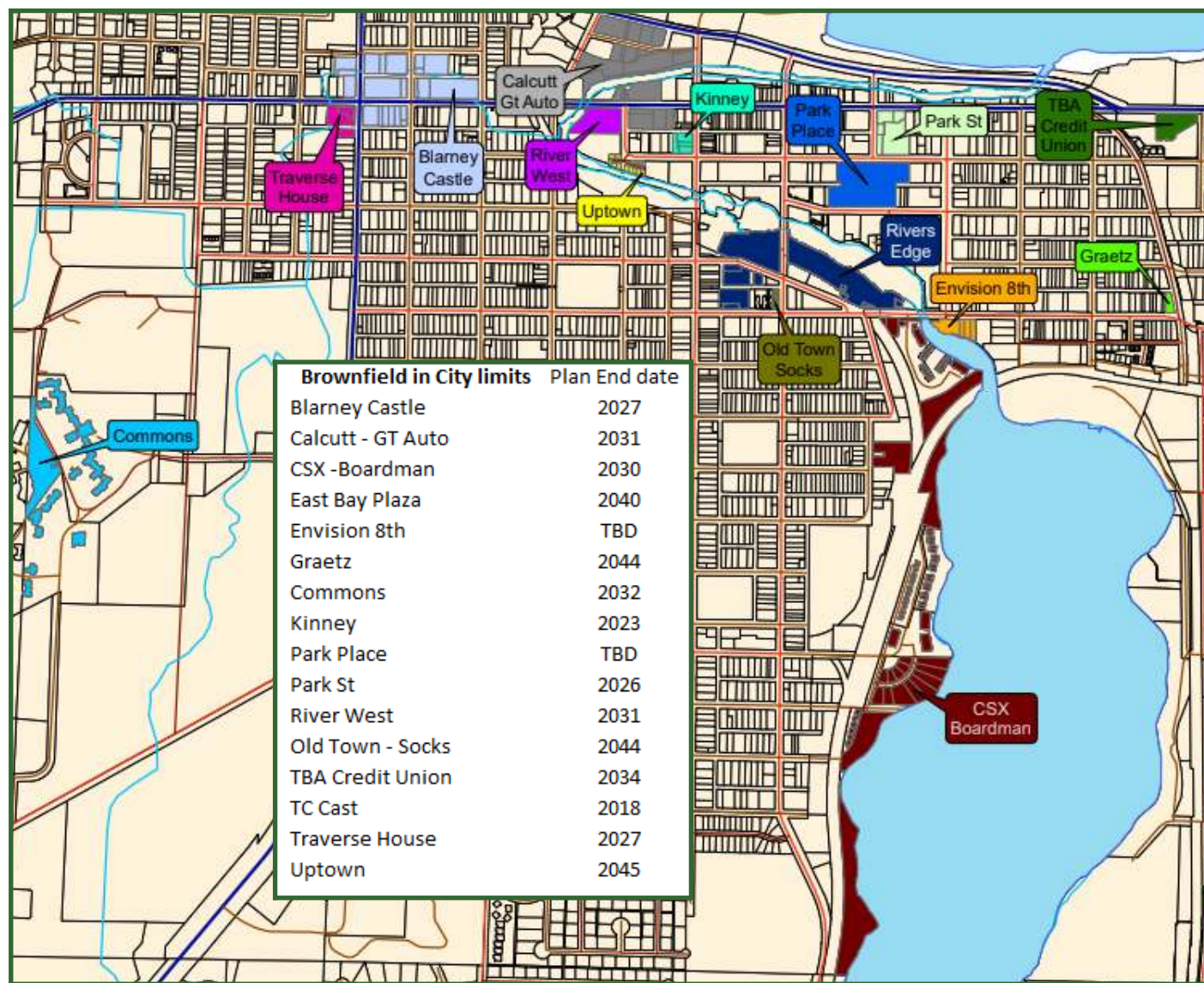
Brownfields


Funds captured in a Brownfield will only be on specific parcels identified in the Brownfield plan and has a limited timeframe for capture not to exceed 30 years.

In addition to local tax capture a Brownfield usually has the added value of **State tax capture**. This means that the County gets to keep State funds in the community to help clean up any environmental issues that were found during a project. The best example of this is the cyanide plume that was remediated at the Hotel Indigo. The cost to clean the cyanide from the soil was great, but held a greater benefit to the area in keeping the plume from traveling into the bay.

The remediation of old buildings, like the Commons, or underdeveloped property with environmental issues, such as Rivers Edge will also help the area develop and grow.

Below is a map of current Brownfield plans in Traverse City and their expected plan end dates. In addition to the plans in the City, we also have Brownfields in Long Lake, Garfield and Blair townships.





*"Our mission is to upgrade and maintain
a safe and efficient road system."*

TO: Chair – Board of Commissioners
FROM: Brad Kluczynski, Manager
DATE: June 4, 2019
SUBJECT: **REPORT FOR THE JUNE 19, 2019 MEETING
AT 8:00 A.M. IN THE COMMISSION CHAMBERS
400 BOARDMAN AVENUE, TRAVERSE CITY**
cc: Board of County Road Commissioners

A GTCRC representative will be available to provide more detailed responses on the following items.

1. **East-West Corridor Consultant** – The Final Report on the study was presented on May 23, 2019 and is now available on our website. The Board is holding a Work Session on June 17 to discuss the Final Report and other topics.
2. **Bush Road** - Attorney Zeits presented her legal opinion as to the ownership of the private portion of Bush Road. Her letter is being shared with Green Lake Township. Options regarding future maintenance of this road section will be presented to the township for their review and discussion with adjacent property owners.
3. **Audit Report for 2018** - Mr. Vreveld presented highlights of their recent audit. GTCRC received a clean opinion, as well as favorable comments on our financial operations.
4. **Traffic Signal Optimization** - Proposals for this work are due on June 14, 2019.
5. **Wireless Provider Permitting** - The Board adopted two resolutions prepared by our association's legal counsel and insurance pool. These actions comply with recent legislation regarding permitting and fees collected.
6. **Curtis Road Closure at US31** - A resolution was adopted concurring with both MDOT and Blair Township for the closure of Curtis Road at the US-31. Curtis Road will be redesigned and reconstructed by MDOT with a proper turnaround. This closure will provide MDOT additional right-of-way to construct a second lane on US-31.
7. **Shores Beach Road** - Acme Township has requested Shores Beach Road be relinquished. This action will allow Acme Township to proceed with their park improvement plans. Legal counsel for both agencies are preparing their respective client's documents for June 2019 Board action.

Expenditures Over \$5,000					
May 15 to June 7, 2019					
Purchase Order #	Department	Company Name	Description	Cost	Date
9390	DPW	Hydrodynamics Inc.	Pump	\$14,781	5/28/19
9391	DPW	Hydrodynamics Inc.	Pump	\$17,142	5/28/19
9392	Sheriff	Lark Lawn & Garden	Carport	\$6,850	6/3/19
9393	DPW	Gorno Ford	Truck	\$50,962	6/4/19
9394	DPW	Gorno Ford	Truck	\$34,693	6/4/19



Action Request

Meeting Date:	6/19/19		
Department:	GTSO	Submitted By:	R. Fewless
Contact E-Mail:	rfewless@gtsheriff.org	Contact Telephone:	995-5036
Agenda Item Title:	Crime Lab Surplus Property		
Estimated Time:	<5 <small>(in minutes)</small>	Laptop Presentation:	<input type="radio"/> Yes <input checked="" type="radio"/> No

Summary of Request:

Detective Polzien has identified the attached list of property from the crime lab as surplus due to the fact that it is old, out-of-date and has not been utilized in many years.

Items I, J and K may have some value and Detective Polzien will be checking with The Camera Shop to see if they would be interested in those items in exchange for store credit. The same is true for Item H.

Suggested Motion:

Request that the items on the attached list be declared surplus and disposed of accordingly.

Financial Information:

Total Cost:	0.00	General Fund Cost:	0.00	Included in budget:	<input type="radio"/> Yes <input checked="" type="radio"/> No
-------------	------	--------------------	------	---------------------	---

If not included in budget, recommended funding source:

n/a

This section for Finance Director, Human Resources Director, Civil Counsel, and Administration USE ONLY:

Reviews:	Signature	Date
Finance Director		
Human Resources Director		
Civil Counsel		
Administration: <input type="checkbox"/> Recommended Date:		
<u>Miscellaneous:</u>		

Attachments:

Attachment Titles:

Memo from Detective Polzien RE: Grand Traverse County Surplus Property from Crime Lab

R E S O L U T I O N

XX-2019

**Grand Traverse Sheriff's Office
Surplus Property Crime Lab**

WHEREAS, the Grand Traverse County Board of Commissioners met in regular session on June 19, 2019 and reviewed request from the Grand Traverse County Sheriff's Office to declare items as surplus and approve for disposal as deemed appropriate by departmental policy; and,

WHEREAS, the attached list of property from the crime lab as surplus due to the fact that it is old, out-of-date and has not been utilized in many years; and,

WHEREAS, items shall be declared surplus and disposed of by way of sale or credit, donation, or disposal per department policy; and,

NOW, THEREFORE, BE IT RESOLVED BY THIS BOARD OF COMMISSIONERS THAT Grand Traverse County declares the attached lists of property as surplus and approves same for disposal.

APPROVED: June 19, 2019

THOMAS J. BENSLEY, SHERIFF

Grand Traverse County Sheriff's Office Memorandum



851 Woodmere Avenue
Traverse City, Michigan, 49686

To: Capt. Fewless
From: Detective Polzien
Ref: **Grand Traverse County Surplus property from Crime Lab**
Date: 5-24-19

The purpose of this email is to document some surplus equipment from the Crime Lab that is old, out of date, and hasn't been used in many years. It is requested that these items be deemed surplus so that they can be removed from being stored in the Crime Lab. These items are of no value and the plan is to donate the microscopes to a local high school if they would want them or need them.

Item G had been deemed as surplus last year and we attempted to use it, only to discover that the camera doesn't work properly.

I plan to go to The Camera Shop and see if we can get in store credit for Item I, J, and K. I can ask on Item H, but I assume there is no value on it.

- A. Aristo DA-10 Light Illuminator GTC02767
- B. Spencer Buffalo Microscope 190817
- C. Polaroid Image viewer
- D. American Optical Microscope GTC02788
- E. Bausch and Lomb Stereoscope
- F. Nikon Magnifier
- G. Canon 40D (camera body). Serial # 0520221838.
- H. Canon 30 D, serial # 10206014719 . Over 13 years old. No longer able to have serviced or repaired due to the age of camera.
- I. Lens Sigma70-300, Serial # 1066017
- J. Lens, 28-300, Serial # 1016571
- K. Canon Lens 100-400. serial # 440696

Thank you for your time. Feel free to contact with any questions.

Respectfully Submitted,

Det. Polzien



Action Request

Meeting Date:	June 19, 2019		
Department:	Human Resources	Submitted By:	Donna Kinsey
Contact E-Mail:	dkinsey@grandtraverse.org	Contact Telephone:	922-4599
Agenda Item Title:	Employee Benefit Program Coordinator		
Estimated Time:	<input type="text"/>	Laptop Presentation:	<input checked="" type="radio"/> Yes <input type="radio"/> No
	(in minutes)		

Summary of Request:

The Grand Traverse County Human Resources Department accepted Request for Proposal (RFP) from licensed Insurance Brokers and/or Agents from April 8, 2019 to May 6, 2019. This was posted on MITN.

The purpose of the RFP was to seek qualified brokers to assist Grand Traverse County with strategically planning, designing, negotiating and implementing the best coverage and cost for selective employee benefit programs to include Health, Dental, Vision, Life and Ancillary/Voluntary Benefits.

The Brokers provided responses to thirty-one questions in the RFP. Twelve different Brokers responded to the RFP. The Human Resources Director narrowed the selection down to four. The Human Resources Team then selected the final two who presented in front of Nate Alger, Donna Kinsey and LeAnn Skiff. Advantage Benefits Group was selected based on a proven track record of successfully providing service to its customers and being able to provide the best possible benefit program at the most appropriate cost for the County. By selecting Advantage Benefits Group the County is able to save \$7,000 annually in service fees.

Suggested Motion:

Approve and authorize the chair to execute a contract with Advantage Benefits Group for insurance broker/agent services for 3 years from July 1, 2019 to July 1, 2022 in the amount of \$58,000 per year.

Financial Information:

Total Cost:	<input type="text"/>	General Fund Cost:	<input type="text"/>	Included in budget:	<input checked="" type="radio"/> Yes <input type="radio"/> No
-------------	----------------------	--------------------	----------------------	---------------------	---

If not included in budget, recommended funding source:

This section for Finance Director, Human Resources Director, Civil Counsel, and Administration USE ONLY:

Reviews:	Signature	Date
Finance Director	<input type="text"/>	<input type="text"/>
Human Resources Director	<input type="text"/>	<input type="text"/>
Civil Counsel	<input type="text"/>	<input type="text"/>
Administration:	<input type="checkbox"/> Recommended	Date: <input type="text"/>
Miscellaneous: <input type="text"/>		

Attachments:

Attachment Titles:

R E S O L U T I O N

XX-2019

Human Resources

Employee Benefit Program Coordinator

WHEREAS, the Grand Traverse County Board of Commissioners met in regular session on June 19, 2019 and reviewed request from the Director of Human Resources to approve a three year contract with Advantage Benefits Group for broker/agent services for employee benefit services; and,

WHEREAS, a Request for Proposal (RFP) was requested to seek qualified brokers to assist Grand Traverse County with strategically planning, designing, negotiating and implementing the best coverage and cost for selective employee benefit programs to include Health, Dental Vision, Life and Ancillary/Voluntary Benefits; and,

WHEREAS, twelve brokers responded to the RFP, and upon further review the selection was narrowed to the final two who made a presentation to Human Resources and the County Administrator; and,



WHEREAS, Advantage Benefits Group is recommended based on a proven track record of successfully providing service to its customers and being able to provide the best possible benefit program in the amount of \$58,000 per year (a savings of \$7,000 annually) for three years.

NOW, THEREFORE, BE IT RESOLVED BY THIS BOARD OF COMMISSIONERS, THAT Grand Traverse County approve contract with Advantage Benefits Group in the amount of \$58,000 per year for 3 years from July 1, 2019 to June 30, 2022.

BE IT FURTHER RESOLVED THAT, the Board of Commissioners authorizes the Board Chair or County Administrator to effectuate the necessary documents to implement the Board authorized action.

APPROVED: June 19, 2019

Action Request

	Meeting Date: 6/19/2019																
	Department: Treasurer	Submitted By: Heidi Scheppe															
	Contact E-Mail: hscheppe@grandtraverse.org	Contact Telephone: 922-4740															
	Agenda Item: Foreclosed Fund - Excess Proceeds																
Estimated Time: 10 min		Laptop Presentation:															
Type of Request:		Requested Action: Action															
Summary Of Request:																	
<p>MCL211.78m (8) (h)</p> <p>The remaining balance of excess proceeds from 2014 taxes and prior years sold in fiscal year 2017 \$59,637.00</p> <table style="width: 100%;"> <tr> <td style="width: 80%;">Less contingent costs</td> <td style="text-align: right;">0.00</td> </tr> <tr> <td>Total remaining balance available for transfer to General Fund</td> <td style="text-align: right;">\$59,637.00</td> </tr> </table> <p>See attached for more detail</p>			Less contingent costs	0.00	Total remaining balance available for transfer to General Fund	\$59,637.00											
Less contingent costs	0.00																
Total remaining balance available for transfer to General Fund	\$59,637.00																
Suggested Motion:																	
<p>Motion to approve transferring excess proceeds in the Foreclosure fund for 2014 taxes sold in fiscal year 2017 to the General Fund 101-253-699.00</p>																	
Financial Information:																	
Total Cost:		Fund:															
If not included in budget, recommended funding source:																	
Local Preference:	Vendor Selection:	Grant Source:															
Impacts to Other Departments and/or External Agencies:																	
<table border="1" style="width: 100%; border-collapse: collapse;"> <thead> <tr> <th style="text-align: left;">Approved / Reviewed by:</th> <th style="text-align: center;">Approved</th> <th style="text-align: center;">Reviewed</th> </tr> </thead> <tbody> <tr> <td>Administrator</td> <td style="text-align: center;"><input type="checkbox"/></td> <td style="text-align: center;"><input type="checkbox"/></td> </tr> <tr> <td>Finance Director</td> <td style="text-align: center;"><input type="checkbox"/></td> <td style="text-align: center;"><input type="checkbox"/></td> </tr> <tr> <td>Human Resources Director</td> <td style="text-align: center;"><input type="checkbox"/></td> <td style="text-align: center;"><input type="checkbox"/></td> </tr> <tr> <td>Civil Counsel</td> <td style="text-align: center;"><input type="checkbox"/></td> <td style="text-align: center;"><input type="checkbox"/></td> </tr> </tbody> </table>		Approved / Reviewed by:	Approved	Reviewed	Administrator	<input type="checkbox"/>	<input type="checkbox"/>	Finance Director	<input type="checkbox"/>	<input type="checkbox"/>	Human Resources Director	<input type="checkbox"/>	<input type="checkbox"/>	Civil Counsel	<input type="checkbox"/>	<input type="checkbox"/>	Strategic Plan Impact: <input type="checkbox"/> Goal One <input type="checkbox"/> Goal Two <input type="checkbox"/> Goal Three <input type="checkbox"/> Goal Four <input type="checkbox"/> Goal Five <input type="checkbox"/> Goal Six <input type="checkbox"/> Goal Seven <input type="checkbox"/> Goal Eight
Approved / Reviewed by:	Approved	Reviewed															
Administrator	<input type="checkbox"/>	<input type="checkbox"/>															
Finance Director	<input type="checkbox"/>	<input type="checkbox"/>															
Human Resources Director	<input type="checkbox"/>	<input type="checkbox"/>															
Civil Counsel	<input type="checkbox"/>	<input type="checkbox"/>															
Proposed Performance Measures/Indicators:																	
Follow-Up Requirements:																	
Attachments: <input checked="" type="checkbox"/> Yes <input type="checkbox"/> No		Attachment Titles:															
Signature: 																	

R E S O L U T I O N

XX-2019

Treasurer – Foreclosure Fund Excess Proceeds

WHEREAS, The Grand Traverse County Board of Commissioners met in regular session on June 19, 2019 and review request from the County Treasurer to approve transferring excess proceeds in the Foreclosure fund for the 2014 taxes sold in fiscal year 2017 to the general fund; and,

WHEREAS, The remaining balance of excess proceeds from 2014 taxes and prior years sold in fiscal year 2017 is \$59,637.00 with no contingency costs being subtracted; and,

WHEREAS, beginning in 2017, it has been the Board desire is to transfer the Excess Proceeds to the General Fund.

NOW, THEREFORE, BE IT RESOLVED BY THIS BOARD OF COMMISSIONERS, THAT Grand Traverse County approves the transfer of Excess Proceeds in the foreclosure fund in the amount of \$59,637.00 to the General Fund.

APPROVED: June 19, 2019



HEIDI M. SCHEPPE, MBA, CPFO
GRAND TRAVERSE COUNTY TREASURER

400 BOARDMAN AVENUE, SUITE 104
TRAVERSE CITY, MI 49684-2577
(231) 922-4735 • FAX (231) 922-4658
EMAIL: HSCHEPPE@GRANDTRAVERSE.ORG

June 1, 2019

To: Board of Commissioners

From: Heidi M Scheppe, Grand Traverse County Treasurer

Re: Restricted Funds – Excess Proceeds from Foreclosure Auctions

This memo is sent pursuant to MCL 211.78m (8) (h) regarding the balance of excess proceeds in the Tax Foreclosure Auction Restricted Funds (County Fund 618).

The remaining balance of excess proceeds from 2014 taxes and prior years sold in fiscal year 2017.	59,637.00
Less contingent costs*	0.00
Total remaining balance available for Transfer to the General Fund (1)	59,637.00

*By State Law, contingent costs include liabilities of the fund for title or other legal claims including:

Reimbursement for all taxes, interest, and fees on property whether or not sold,
Costs of the sale of the properties,
Costs of the foreclosure proceedings including, but not limited to, costs of
mailing, publication, personal service, and outside contractors,
Costs of prior years that have not been paid or reimbursed,
Costs incurred in maintaining foreclosed property,
Costs for any environmental remediation,
Costs for the defense of title actions,
Costs incurred in administering the foreclosure and disposition of forfeited
properties, and any costs for any subsequent year that are not covered in that
year shall be paid from any remaining balance in prior years.



HEIDI M. SCHEPPE, MBA, CPFO
GRAND TRAVERSE COUNTY TREASURER

400 BOARDMAN AVENUE, SUITE 104
TRAVERSE CITY, MI 49684-2577
(231) 922-4735 • FAX (231) 922-4658
EMAIL: HSCHEPPE@GRANDTRAVERSE.ORG

Tax Foreclosure Fund 618

December 31, 2018

ASSETS

Cash	662,548.88
Prepaid Expenses	811.89
Total Assets	663,360.77

LIABILITIES

Accrued Wages Payable	1,471.71
Accounts Payable	3,963.15
Total Liabilities	5,434.86

FUND BALANCE

Fund Balance Unrestricted	598,288.91
Restricted auction proceeds 2017	59,637.00
Total Fund Balance	657,925.91
Total Liabilities and Fund Balance	663,360.77

Notes:

Reduced proceeds due to reduced delinquent taxes from 2016 to 2017 resulting in reduced delinquent tax fees. Transfer of 2017 excess proceeds to general fund will be transferred in 2019.



Action Request

Meeting Date:	June 19, 2019		
Department:	Human Resources	Submitted By:	Donna Kinsey
Contact E-Mail:		Contact Telephone:	
Agenda Item Title:	Updated Policies and Procedures		
Estimated Time:		Laptop Presentation:	<input type="radio"/> Yes <input checked="" type="radio"/> No
	(in minutes)		

Summary of Request:

The Human Resources policies and procedures have been reviewed and rewritten because some of the current policies failed to comply with new laws and regulations. Some of the human resources policies have not been updated in over twenty years resulting in outdated, inefficient and non-compliant policies.

Policies and procedures are living documents that should grow and adapt with changes. By taking the time to review Grand Traverse County's policies and procedures ensures that they are consistent and effective. All the policies have been updated to a standard format and the same font.

As a general rule, every human resources policy should be reviewed every one to three years.

All the policies and procedures have been reviewed by the Human Resources Department and Chris Forsyth. Matt Nordfjord has also reviewed the following policies:

- Whistle Blower Policy
- FMLA Policy
- Harassment Policy
- HIPAA Policy
- Disciplinary Policy

Suggested Motion:

Approve all updated policies and procedures that have been updated and presented by the Director of Human Resources.

Financial Information:

Total Cost:		General Fund Cost:		Included in budget:	<input type="radio"/> Yes <input checked="" type="radio"/> No
-------------	--	--------------------	--	---------------------	---

If not included in budget, recommended funding source:

This section for Finance Director, Human Resources Director, Civil Counsel, and Administration USE ONLY:			
Reviews:	Signature		Date
Finance Director			
Human Resources Director			
Civil Counsel			
Administration:	<input type="checkbox"/> Recommended	Date:	
<u>Miscellaneous:</u>			

Attachments:

Attachment Titles:

Complete alphabetical listing as well as all policies identified.

RESOLUTION

XX-2019

Update of County Policies and Procedures

WHEREAS, The Grand Traverse County Board of Commissioners met in regular session on June 19, 2019, and reviewed request to approve the County Policies as updated and presented by the Director of Human Resources; and,

WHEREAS, a thorough review of County policies was made by the Director of Human Resources along with the Deputy Administrator and Civil Counsel as needed; and,

WHEREAS, many county policies had not been updated to comply with new laws and regulations resulting in outdated, inefficient and non-compliant policies; and,

WHEREAS, policies are living documents that should grow and adapt with changes and this review ensures that our policies are current, consistent and effective; and,

WHEREAS, as a general rule, every human resources policy should be reviewed every one to three years and this will be our goal going forward.

NOW, THEREFORE, BE IT RESOLVED BY THIS BOARD OF COMMISSIONERS THAT Grand Traverse County approves the updated policies and procedures as identified and listed in the attachment to this resolution.

APPROVED: June 19, 2019

List of Policies Updated and Approved by the Board on 6-19-19

Additional Compensation for Salaried Employees Policy
American with Disabilities Act Policy
Classification and Compensation Plan Policy
Code of Ethics Policy
Communication Systems Policy
Compensation for Travel Time Policy
Compensation Policy
Contracts between County Employees or Officials and the County
Controlled Substances and Alcohol Policy
Disciplinary Action Policy
Dispute Resolution Policy
Drug and Alcohol Policy
Employee Assistance Program Policy
Employee Status Policy
Employee Vision Plan Policy
Equal Employment Opportunity Policy
FMLA Policy
Frozen Sick Leave Bank Policy
Harassment Policy
Health Insurance Policy
Hearing Conservation Program Policy
High Deductible Health Plan
HIPAA Policy
Hours of Work Policy
Introduction to Employment Policy
Leave of Absence Policy
Life Insurance Policy
Longevity Pay Policy
Nepotism Policy
Overtime Compensation for Hourly Employees
Paid Time Off
Performance Improvement Plan Policy
Personnel Files Policy
Reporting Workers Compensation Policy
Retirement Plan Policy
Safety in the Workplace Policy
Salary Basis for Exempt Employees
Secondary Employment Policy
Separation Policy
Severe Weather or Emergency Policy
Short Term Disability Policy
Social Security Number (SSN) Privacy Policy
Solicitation Policy

Travel Policy
Tuition Reimbursement Policy
Vacancies and Selection Policy
Vehicle Policy
Violence in the Workplace Policy
Voluntary Employee Benefits Policy
Whistle Blower Policy
Written Hazard Communication Program



Action Request

Meeting Date:	June 19, 2019		
Department:	Finance	Submitted By:	Dean Bott
Contact E-Mail:	dbott@grandtraverse.org	Contact Telephone:	922-4680
Agenda Item Title:	FY2019 Budget Amendments		
Estimated Time:	Board Packet (in minutes)	Laptop Presentation:	<input type="radio"/> Yes <input checked="" type="radio"/> No

Summary of Request:

Public Act 2 of 1968, the Uniform Budgeting and Accounting Act for Local Units of Government, provides for amendments to the adopted budget upon anticipation of a variance in revenues and/or expenditures. The Finance Department and Department Heads monitor current year activity on an ongoing basis to identify such variances. Consistent with County policy, departments have prepared and the Finance Department has reviewed the attached FY2019 budget amendment requests. Board of Commissioners approval is requested to amend the adopted FY2019 budget as presented.

Suggested Motion:

Approve FY2019 budget amendments as presented.

Financial Information:

Total Cost:	n/a	General Fund Cost:	n/a	Included in budget:	<input type="radio"/> Yes <input checked="" type="radio"/> No
-------------	-----	--------------------	-----	---------------------	---

If not included in budget, recommended funding source:
n/a

This section for Finance Director, Human Resources Director, Civil Counsel, and Administration USE ONLY:

Reviews:	Signature	Date
Finance Director	Dean Bott	6/07/2019
Human Resources Director		
Civil Counsel		
Administration:	<input type="checkbox"/> Recommended	Date:
Miscellaneous:		

Attachments:

Attachment Titles:
Budget Amendments Fiscal Year 2019

R E S O L U T I O N

XX-2019

**Finance Department
Budget Amendments**

WHEREAS, the Grand Traverse County Board of Commissioners met in regular session on June 19, 2019, and reviewed budget amendments for Fiscal Year 2019 that have been requested by the Director of Finance and are recommended for approval; and,

WHEREAS, Public Act 2 of 1968, the Uniform Budgeting and Accounting Act for Local Units of Government, provides for amendments to the adopted budget upon anticipation of a variance in revenues and/or expenditures; and,

WHEREAS, The Finance Department and Department Heads monitor current year activity on an ongoing basis to identify such variances; and,

WHEREAS, Consistent with County policy, departments have prepared and the Finance Department has reviewed the attached FY2019 budget amendment requests; and,

NOW, THEREFORE, BE IT RESOLVED BY THIS BOARD OF COMMISSIONERS, THAT the attached budget amendments for the Fiscal Year 2019 budget are hereby approved.
(See file for attachments.)

APPROVED: June 19, 2019



GRAND TRAVERSE COUNTY Budget Amendment Request

Department: General Fund

Submitted by: Dean Bott

Budget Number: 27313

Budget Adjustment Option:

- ☐ A Increase an expenditure and decrease an expenditure
- ☒ B* Increase an expenditure and increase a revenue
- ☐ C* Decrease an expenditure and decrease a revenue
- ☐ D Decrease a revenue and increase a revenue

Directions: Check appropriate option. Only one option per form. Only one fund number per form.
Please use whole dollar amounts only.

*Requires board approval

<input checked="" type="checkbox"/> Increase Account Number	<input type="checkbox"/> Decrease Account Name	Amount
101-865-677.00	Indirect Cost Recovery	91,585.00

91,585.00

<input checked="" type="checkbox"/> Increase Account Number	<input type="checkbox"/> Decrease Account Name	Amount
101-148-942.01	County Indirect Costs	4,386.00
101-149-942.01	County Indirect Costs	8,953.00
101-307-942.01	County Indirect Costs	6,327.00
101-974-999.00	Transfer Out - Friend of the Court	37,728.00
101-968-974.00	Transfer Out - Health Department	34,191.00

91,585.00

Check Figure -

Summary:

Increase indirect cost recovery revenue to cover indirect costs charged to General Fund departments or activities funded by General Fund transfers. Adjustments are the result of higher indirect cost allocations in 2019 compared to 2018. (Based on 2017 Cost Allocation Plan)

Signature: Dean Bott

Date: 5/31/2019

Accountant Approval: _____

Date: _____

Finance Director Approval: Dean Bott

Date: 5/31/19

Board of Commissioner Meeting Approval Date: 6/19/2019



**GRAND TRAVERSE COUNTY
Budget Amendment Request**

Department: Friend of the Court Fund

Submitted by: Dean Bott

Budget Number: 27314

Budget Adjustment Option:

- ☐ A Increase an expenditure and decrease an expenditure
- ☒ B* Increase an expenditure and increase a revenue
- ☐ C* Decrease an expenditure and decrease a revenue
- ☐ D Decrease a revenue and increase a revenue

Directions: Check appropriate option. Only one option per form. Only one fund number per form.
Please use whole dollar amounts only.

*Requires board approval

<input checked="" type="checkbox"/> Increase Account Number	<input type="checkbox"/> Decrease Account Name	Amount
215-141-699.00	Transfer In	37,728.00

37,728.00

<input checked="" type="checkbox"/> Increase Account Number	<input type="checkbox"/> Decrease Account Name	Amount
215-141-942.01	County Indirect Costs	37,728.00

37,728.00

Check Figure -

Summary:

Increase Transfer In to cover increase in indirect cost allocation.

Signature: Dean Bott

Date: 5/31/2019

Accountant Approval: _____

Date: _____

Finance Director Approval: Dean Bott

Date: 5/31/19

Board of Commissioner Meeting Approval Date: 6/19/2019



GRAND TRAVERSE COUNTY Budget Amendment Request

Department: Parks & Recreation

Submitted by: Dean Bott

Budget Number: 27319

Budget Adjustment Option:

- ☐ A Increase an expenditure and decrease an expenditure
- ☒ B* Increase an expenditure and increase a revenue
- ☐ C* Decrease an expenditure and decrease a revenue
- ☐ D Decrease a revenue and increase a revenue

Directions: Check appropriate option. Only one option per form. Only one fund number per form.
Please use whole dollar amounts only.

*Requires board approval

<input checked="" type="checkbox"/> Increase Account Number	<input type="checkbox"/> Decrease Account Name	Amount
208-758-582.03	Local Grant - Grand Traverse Band	110,964.00

110,964.00

<input checked="" type="checkbox"/> Increase Account Number	<input type="checkbox"/> Decrease Account Name	Amount
208-758-818.00	Contract Services	110,964.00

110,964.00

Check Figure

Summary:

Budget Grand Traverse Band funding for the riparian forest buffer project and conservation practices at the Boardman Bottomlands. The Grand Traverse Band has received Environmental Quality Incentive Program (EQIP) funds that can be used for the installation of a riparian forest buffer and other vegetative conservation practices. The funds are made available to Grand Traverse County through a Memorandum of Agreement that was executed in January of 2018 by the Parks Commission.

Signature: Dean Bott

Date: 6/3/2019

Accountant Approval: _____

Date: _____

Finance Director Approval: Dean Bott

Date: 6/19/2019

Board of Commissioner Meeting Approval Date: 6/19/2019



GRAND TRAVERSE COUNTY
Budget Amendment Request

Department: Parks & Recreation

Submitted by: Dean Bott

Budget Number: 27324

Budget Adjustment Option:

- ☐ A Increase an expenditure and decrease an expenditure
☐ B* Increase an expenditure and increase a revenue
☒ C* Decrease an expenditure and decrease a revenue
☐ D Decrease a revenue and increase a revenue

Directions: Check appropriate option. Only one option per form. Only one fund number per form.
Please use whole dollar amounts only.

*Requires board approval

<input type="checkbox"/> Increase Account Number	<input checked="" type="checkbox"/> Decrease Account Name	Amount
208-751-699.00	Transfer In	18,200.00

18,200.00

<input type="checkbox"/> Increase Account Number	<input checked="" type="checkbox"/> Decrease Account Name	Amount
208-752-703.00	Part Time Temporary	5,200.00
208-759-703.00	Part Time Temporary	13,000.00

18,200.00

Check Figure -

Summary:

Reduction in Parks & Recreation Fund appropriation to cover .5 FTE increase in Facilities Grounds Maintenance Worker approved by County Board on June 5, 2019.

Signature: Dean Bott Date: 6/5/2019

Accountant Approval: _____ Date: _____

Finance Director Approval: Dean Bott Date: 6/5/19

Board of Commissioner Meeting Approval Date: 6/19/2019



GRAND TRAVERSE COUNTY Budget Amendment Request

Department: General Fund

Submitted by: Dean Bott

Budget Number: 27325

Budget Adjustment Option:

- ☒ A Increase an expenditure and decrease an expenditure
☐ B* Increase an expenditure and increase a revenue
☐ C* Decrease an expenditure and decrease a revenue
☐ D Decrease a revenue and increase a revenue

Directions: Check appropriate option. Only one option per form. Only one fund number per form.
Please use whole dollar amounts only.

*Requires board approval

<input checked="" type="checkbox"/> Increase Account Number	<input type="checkbox"/> Decrease Account Name	Amount
101-265-702.00	Full Time & Regular Part Time	18,200.00

18,200.00

<input type="checkbox"/> Increase Account Number	<input checked="" type="checkbox"/> Decrease Account Name	Amount
101-974-999.00	Transfer Out	18,200.00

18,200.00

Summary:

Reduction in Parks & Recreation Fund appropriation to cover .5 FTE increase in Facilities Grounds Maintenance Worker approved by County Board on June 5, 2019.

Signature: Dean Bott

Date: 6/5/2019

Accountant Approval: _____

Date: _____

Finance Director Approval: Dean Bott

Date: 6/5/19

Board of Commissioner Meeting Approval Date: 6/19/2019



Action Request

Meeting Date:	June 19, 2019		
Department:	Finance	Submitted By:	Dean Bott
Contact E-Mail:	dbott@grandtraverse.org	Contact Telephone:	922-4680
Agenda Item Title:	May 2019 Claims Approval		
Estimated Time:	Board Packet <small>(in minutes)</small>	Laptop Presentation:	<input type="radio"/> Yes <input checked="" type="radio"/> No

Summary of Request:

Claims and payroll disbursement activity for the month of May 2019 is requested for approval, as attached. Further detail regarding disbursements may be requested directly from the Finance Department.

Suggested Motion:

Approval of the requested claims and payroll disbursements for the month of May 2019.

Financial Information:

Total Cost:	\$7,012,399.03	General Fund Cost:		Included in budget:	<input checked="" type="radio"/> Yes <input type="radio"/> No
-------------	----------------	--------------------	--	---------------------	---

If not included in budget, recommended funding source:

This section for Finance Director, Human Resources Director, Civil Counsel, and Administration USE ONLY:

Reviews:	Signature	Date
Finance Director	Dean Bott	6/7/2019
Human Resources Director		
Civil Counsel		
Administration:	<input type="checkbox"/> Recommended	Date:
Miscellaneous:		

Attachments:

Attachment Titles:
May 2019 Claims Summary

RESOLUTION

XX-2019

**Finance Department
May 2019 Claims Approval**

WHEREAS, the Grand Traverse County Board of Commissioners met in regular session on June 19, 2019, and reviewed claims and payroll disbursements for the month of May 2019 that were requested by the Director of Finance and are recommended for approval; and,

NOW, THEREFORE, BE IT RESOLVED BY THIS BOARD OF COMMISSIONERS, THAT the attached CLAIMS AND PAYROLL DISBURSEMENT FOR THE MONTH OF May 2019 are hereby approved. (See file for attachments.)

APPROVED: June 19, 2019

MAY 2019 CLAIMS

<u>TYPE</u>	<u>DATE</u>	<u>AMOUNT</u>
CLAIMS AND ACCOUNTS AND IMMEDIATE PAYMENTS FOR BOARD APPROVAL		
CLAIMS AND ACCOUNTS	5/7/2019	469,554.27
CLAIMS AND ACCOUNTS	5/14/2019	431,037.65
CLAIMS AND ACCOUNTS	5/28/2019	755,712.20
TOTAL CLAIMS AND ACCOUNTS		1,656,304.12
IMMEDIATE PAYMENTS	5/1/2019	19,560.67
IMMEDIATE PAYMENTS	5/1/2019	11,769.40
IMMEDIATE PAYMENTS	5/3/2019	13,218.17
IMMEDIATE PAYMENTS	5/8/2019	90,097.98
IMMEDIATE PAYMENTS	5/9/2019	11,436.39
IMMEDIATE PAYMENTS	5/10/2019	26,575.11
IMMEDIATE PAYMENTS	5/14/2019	2,694.22
IMMEDIATE PAYMENTS	5/15/2019	95,559.08
IMMEDIATE PAYMENTS	5/15/2019	1,223.96
IMMEDIATE PAYMENTS	5/17/2019	75,399.29
IMMEDIATE PAYMENTS	5/20/2019	45,109.73
IMMEDIATE PAYMENTS	5/20/2019	2,767.44
IMMEDIATE PAYMENTS	5/22/2019	343.88
IMMEDIATE PAYMENTS	5/22/2019	822,183.14
IMMEDIATE PAYMENTS	5/24/2019	382,944.84
IMMEDIATE PAYMENTS	5/29/2019	2,612.95
IMMEDIATE PAYMENTS	5/29/2019	16,367.48
IMMEDIATE PAYMENTS	5/29/2019	81.20
IMMEDIATE PAYMENTS	5/31/2019	13,571.74
TOTAL IMMEDIATE PAYMENTS		1,633,516.67
TOTAL CLAIMS AND ACCOUNTS AND IMMEDIATE PAYMENTS		3,289,820.79
CHECK DISTRIBUTION SUMMARY RECONCILING ITEMS		
Health Department Claims:		
HEALTH	5/14/2019	73,255.03
HEALTH	5/28/2019	357,251.28
TOTAL HEALTH DEPARTMENT CLAIMS		430,506.31
Department of Public Works Check Runs Approved by Board of Public Works:		
DPW Check Runs	5/3/2019	28,395.60
DPW Check Runs	5/10/2019	41,615.32
DPW Check Runs	5/15/2019	8,021.82
DPW Check Runs	5/24/2019	98,261.51
DPW Check Runs	5/30/2019	20,815.34
TOTAL DPW CHECK RUNS		197,109.59
Pending Claims:		350.00
TOTAL RECONCILING ITEMS		627,965.90
Total Claims, Immediate & Reconciling		3,917,786.69
Monthly Check Distribution Summary		3,917,786.69
Difference		0.00
PAYROLL		
PAYROLL	5/3/2019	943,988.05
PAYROLL	5/17/2019	920,602.62
PAYROLL	5/31/2019	928,333.18
BENEFITS	5/31/2019	301,888.49
TOTAL PAYROLL		3,094,612.34
FOR BOARD APPROVAL:		
TOTAL CLAIMS, IMMEDIATE, RECONCILING & PAYROLL		7,012,399.03

REQUEST APPROVAL

**GRAND TRAVERSE COUNTY
CHECK DISTRIBUTION SUMMARY
MAY 2019**

Payee Name	Amount
GRAND TRAVERSE COUNTY Total	\$ 1,032,000.99
GARFIELD CHARTER TOWNSHIP Total	\$ 486,366.53
PRIORITY HEALTH Total	\$ 312,179.94
EAST BAY CHARTER TOWNSHIP Total	\$ 160,032.71
WELLPATH LLC Total	\$ 110,480.03
NORTHERN MICHIGAN REGIONA Total	\$ 106,552.00
STATE OF MICHIGAN Total	\$ 87,966.52
ACME TOWNSHIP Total	\$ 76,025.00
CITY OF TRAVERSE CITY Total	\$ 73,149.95
PORCELAIN PATROL SERVICE Total	\$ 72,327.50
ALBERT M. ZENNER Total	\$ 59,113.51
ELMER'S CRANE & DOZER Total	\$ 48,438.94
FIFTH THIRD BANK Total	\$ 45,537.53
DELTA DENTAL Total	\$ 42,060.94
ELMWOOD TOWNSHIP Total	\$ 40,925.65
SCHMUCKAL OIL CO Total	\$ 40,241.20
TRAVERSE CITY LIGHT & POW Total	\$ 37,317.51
CONSUMERS ENERGY Total	\$ 34,049.43
PENINSULA TOWNSHIP Total	\$ 27,660.09
TOP LINE ELECTRIC LLC Total	\$ 27,222.50
TYLER TECHNOLOGIES INC Total	\$ 24,719.75
VREDEVELD HAEFNER LLC Total	\$ 24,500.00
TOTAL COURT SERVICES OF M Total	\$ 24,075.32
CHERRYLAND ELECTRIC Total	\$ 23,929.18
BILL MARSH AUTO GROUP Total	\$ 22,537.90
STT INC. Total	\$ 21,482.65
LEELANAU COUNTY Total	\$ 21,393.67
MUTUAL OF OMAHA INSURANCE Total	\$ 20,311.65
KONICA MINOLTA BUSINESS S Total	\$ 18,806.67
WMU HOMER STRYKER MD SCHO Total	\$ 18,635.00
TC CONCRETE LLC Total	\$ 17,350.00
DTE ENERGY Total	\$ 17,107.92
CH2M HILL INC. Total	\$ 16,835.54
DANBROOK ADAMS RAYMOND PL Total	\$ 15,891.50
ARAMARK Total	\$ 15,383.89
TRAVERSE CITY AREA PUBLIC Total	\$ 14,551.73
GUARDIAN MEDICAL MONITORI Total	\$ 14,373.35
MID-MICHIGAN POLICE K9 LL Total	\$ 12,500.00
THOMSON REUTERS - WEST Total	\$ 12,200.23
CDW GOVERNMENT,INC. Total	\$ 12,079.78
ATT MOBILITY Total	\$ 10,885.80
WOLVERINE HUMAN SERVICES Total	\$ 10,760.55

Payee Name	Amount
YORK RISK SERVICES GROUP, Total	\$ 10,498.31
MICHAEL SCHMERL Total	\$ 10,350.00
BAY AREA TRANSPORTATION A Total	\$ 10,003.00
MAPLE RIVER DIRECT MAIL L Total	\$ 10,000.00
KANE & ASSOCIATES, PLC Total	\$ 9,875.00
MILLARD DEAN ELDRED Total	\$ 9,600.00
LIGHTHOUSE INSURANCE Total	\$ 9,570.00
CALHOUN COUNTY Total	\$ 9,450.00
DELL MARKETING LP Total	\$ 9,372.11
TELE-RAD, INC. Total	\$ 9,175.61
DAVID J CLARK Total	\$ 9,101.25
DOUGLAS A KING Total	\$ 9,100.00
VARIPRO BENEFIT ADMINISTR Total	\$ 8,885.86
MOTOROLA, INC. Total	\$ 8,787.78
OFFICE DEPOT, INC Total	\$ 8,357.59
ENTERPRISE FM TRUST Total	\$ 7,824.43
LAKESIDE FOR CHILDREN Total	\$ 7,500.00
CYNTHIA ANN CONLON Total	\$ 7,096.00
4FRONT CREDIT UNION Total	\$ 6,638.64
LINCOLN NATIONAL LIFE INS Total	\$ 6,431.94
MERCK & CO., INC. Total	\$ 6,291.43
JANET M MISTELE Total	\$ 6,214.50
FAHEY SCHULTZ BURZYCH RHO Total	\$ 6,120.34
PAUL T. JARBOE PLC Total	\$ 5,965.00
GLAXOSMITHKLINE PHARMACEU Total	\$ 5,866.07
PREIN & NEWHOF Total	\$ 5,847.67
SHAWN WORDEN Total	\$ 5,815.00
NORTHWESTERN MICHIGAN COL Total	\$ 5,620.02
AT&T GLOBAL SERVICES Total	\$ 5,498.06
INFLUENCE DESIGN FORUM LL Total	\$ 5,130.00
D & W AUTO Total	\$ 5,007.35
VANBELKUM COMPANIES LLC Total	\$ 4,970.91
NORTHERN A-1 KALKASKA Total	\$ 4,550.00
MICHAEL P COLLINS Total	\$ 4,090.62
GRAFF, GRAFF & HELVESTON Total	\$ 4,075.00
REANN R GORTON Total	\$ 4,020.00
BETHANY CHRISTIAN SERVICE Total	\$ 3,924.23
ENGINEERED PROTECTION SYS Total	\$ 3,869.41
FIDELITY SECURITY LIFE IN Total	\$ 3,864.26
MUNSON MEDICAL CENTER Total	\$ 3,819.98
PFIZER PHARMACEUTICALS Total	\$ 3,780.26
SPARKLE PROS INC. Total	\$ 3,750.00
TRAVERSE BODY & PAINT CEN Total	\$ 3,704.66
VERIZON WIRELESS Total	\$ 3,670.77
VINCENT J MALONEY Total	\$ 3,638.25
MEDSYS SOFTWARE SOLUTIONS Total	\$ 3,606.00

Payee Name	Amount
CROSSMATCH TECHNOLOGIES, Total	\$ 3,443.86
AUTO OWNERS INSURANCE Total	\$ 3,411.65
BRETT C BAIRD Total	\$ 3,407.00
CIRCUIT COURT RECORDS Total	\$ 3,346.00
LAW OFFICE OF MATTIAS JOH Total	\$ 3,130.00
MATTHEW CONNOLLY Total	\$ 3,055.00
NEW DIRECTION TESTING Total	\$ 3,010.00
DICKINSON WRIGHT PLLC Total	\$ 3,000.00
OLSON, BZDOK & HOWARD PC Total	\$ 2,849.15
KERR PUMP AND SUPPLY, INC Total	\$ 2,833.60
NICHOLS Total	\$ 2,827.35
JASON A RAZAVI . Total	\$ 2,800.00
NORTHERN PUMP & WELL Total	\$ 2,800.00
MACNLOW ASSOCIATES Total	\$ 2,796.00
CIVICPLUS Total	\$ 2,766.76
TRAVERSE CITY RECORD EAGL Total	\$ 2,646.60
CHERRYLAND HUMANE SOCIETY Total	\$ 2,627.25
ADDICTION TREATMENT SERVI Total	\$ 2,552.00
AQUATIC SOURCE Total	\$ 2,545.19
NORTHERN OFFICE EQUIPMENT Total	\$ 2,538.79
GRAND TRAVERSE MOBILE COM Total	\$ 2,439.00
ERECORDING PARTNERS NETWO Total	\$ 2,400.00
COHL, STOKER & TOSKEY PC Total	\$ 2,398.55
KYLE B TREVAS Total	\$ 2,385.00
MICHIGAN APCO Total	\$ 2,325.00
AMERICAN WASTE Total	\$ 2,311.00
PAUL HUBBELL Total	\$ 2,300.00
PHILIP A SETTLES Total	\$ 2,294.97
NYE UNIFORM CO., INC Total	\$ 2,274.80
NEXUS FAMILY SERVICES INC Total	\$ 2,270.00
HAVILAND CONSUMER PRODUCT Total	\$ 2,263.10
FAMILY COURT RECORDS Total	\$ 2,246.75
CLIFF'S AUTOMOTIVE REPAIR Total	\$ 2,213.29
JANE BURNSIDE Total	\$ 2,151.60
CHERRY CAPITAL CAB, LLC Total	\$ 2,135.00
TRAVERSE BAY MARINE INC. Total	\$ 2,068.98
EAST BAY LEGAL Total	\$ 2,020.00
ROBERT A MICKEVICIUS Total	\$ 1,950.00
CHARLES B COVELLO Total	\$ 1,929.16
OTWELL MAWBY, PC Total	\$ 1,897.50
THOMAS J SEGER Total	\$ 1,885.00
APPLE INC Total	\$ 1,877.00
SMART START MICHIGAN Total	\$ 1,834.00
CUMULUS GLOBAL Total	\$ 1,800.00
WASTE RECOVERY SYSTEMS IN Total	\$ 1,780.00
SOUTHTOWN PROPERTY MANAGE Total	\$ 1,759.93

Payee Name	Amount
CHARTER COMMUNICATIONS Total	\$ 1,757.27
MICHAEL HOROWITZ Total	\$ 1,740.00
LARK LAWN & GARDEN INC. Total	\$ 1,739.97
C M RUBBER TECHNOLOGIES I Total	\$ 1,719.50
THERACOM, A CAREMARK COMP Total	\$ 1,692.65
SOS ANALYTICAL Total	\$ 1,686.00
TWIN BAY GLASS, INC. Total	\$ 1,683.46
TRAVERSE CITY PRINT & COP Total	\$ 1,580.00
SHERISE SHIVELY Total	\$ 1,577.19
H.M. DAY SIGNS Total	\$ 1,550.00
TENURGY LLC Total	\$ 1,524.25
CONFLICT RESOLUTION SERVI Total	\$ 1,500.00
LIFE STORY FUNERAL HOME Total	\$ 1,500.00
DEWOLF & ASSOCIATES Total	\$ 1,490.00
JESSICA ANN KLIMP Total	\$ 1,455.41
MICHIGAN PIPE & VALVE Total	\$ 1,423.80
GREAT LAKES BUSINESS SYST Total	\$ 1,423.42
DAVID G GRUNST Total	\$ 1,416.25
BEACON ATHLETICS LLC Total	\$ 1,350.00
D/LT. MISTY LONG-BIRGY Total	\$ 1,308.09
GRANT'S STUMP REMOVAL SER Total	\$ 1,287.00
COVELL FUNERAL HOMES, INC Total	\$ 1,250.00
CINTAS CORP #729 Total	\$ 1,232.87
A BROOKS DARLING Total	\$ 1,232.00
MARIE WALKER, PLLC Total	\$ 1,215.00
FIDLAR TECHNOLOGIES, INC. Total	\$ 1,205.41
MITCHELL & MCCORMICK, INC Total	\$ 1,200.00
POSSIBILITIES FOR CHANGE, Total	\$ 1,200.00
BRAMER AUTO Total	\$ 1,191.41
SHEREN PLUMBING AND HEATI Total	\$ 1,175.00
HAMPTON INN Total	\$ 1,144.80
ARTHUR H. LANDAU Total	\$ 1,142.80
JUNIORS DISCOUNT TIRE Total	\$ 1,117.68
WOMEN'S RESOURCE CENTER Total	\$ 1,080.00
HEATHER R BLANTON-DYKSTRA Total	\$ 1,023.75
SABIN POND APARTMENTS Total	\$ 1,014.52
ADMIRAL PETROLEUM CO Total	\$ 1,000.00
DELUXE BUSINESS FORMS & S Total	\$ 991.83
B & Z WELL DRILLING Total	\$ 975.00
BIS DIGITAL Total	\$ 972.40
MARK A RISK Total	\$ 950.00
PEZZETTI,VERMETTEN&POPOVI Total	\$ 945.00
WHITEWATER TOWNSHIP Total	\$ 940.77
UNCHARTED SOFTWARE INC Total	\$ 924.00
TRAVERSE AREA SUPPORT SER Total	\$ 912.00
JOY VALLEY COUNSELING AND Total	\$ 900.00

Payee Name	Amount
WENDY S HIRSCHENBERGER Total	\$ 897.66
CORNERSTONE DETENTION Total	\$ 876.00
LINDA KAY BLASER Total	\$ 874.00
JENTEES CUSTOM SCREEN PRI Total	\$ 861.26
SHERWIN-WILLIAMS Total	\$ 854.69
LINDA E WASIELEWSKI Total	\$ 851.50
JOSEPH G MOLLIKA Total	\$ 850.00
MEIJER, INC. Total	\$ 837.50
DEWEESE HARDWARE Total	\$ 811.92
INTEGRITY BUSINESS SOLUTI Total	\$ 797.09
HANOVER INSURANCE COMPANY Total	\$ 788.22
PRIORITY HEALTHCARE DISTR Total	\$ 782.04
BOB'S FURNACE SERVICE, IN Total	\$ 777.00
CONTROL SOLUTIONS Total	\$ 772.81
BRETT TYLER NESTLE Total	\$ 760.00
NORTHERN CLINICAL AND DIA Total	\$ 747.50
SOS LEARNING LAB LLC Total	\$ 730.00
EXCEL OFFICE INTERIORS Total	\$ 682.60
MICHAEL LAHEY Total	\$ 676.40
USA BLUE BOOK Total	\$ 673.59
TRI-GAS DISTRIBUTING CO. Total	\$ 666.55
R&S NORTHEAST LLC Total	\$ 665.71
TRANSNATION TITLE Total	\$ 659.99
CHRISTINE BORING Total	\$ 655.12
GRAND TRAVERSE INDUSTRIES Total	\$ 652.50
JASON &/OR JERRY FRANCISC Total	\$ 652.00
LA PROFESSIONAL CLEANING Total	\$ 650.00
PUBLIC AGENCY TRAINING CO Total	\$ 650.00
CHRISTOPHER BLAKE Total	\$ 620.00
DAVID A. DOBREFF Total	\$ 611.00
HOME DEPOT CREDIT SERVICE Total	\$ 607.47
HEATHER LEIGH CRAKER Total	\$ 600.00
KITCH DRUTCHAS WAGNER VAL Total	\$ 600.00
THE CAMERA SHOP Total	\$ 599.99
TC TOWING & RECOVERY Total	\$ 590.00
JOHNSTONE SUPPLY - #234 Total	\$ 575.34
MPARKS Total	\$ 570.00
BRIAN NEWCOMB Total	\$ 556.00
PROFILE Total	\$ 555.00
PARK PLACE HOTEL Total	\$ 535.50
ZIMMERMAN LONG, PLLC Total	\$ 533.00
JODI VELEZ Total	\$ 531.88
CHRISTOPHER FIELDHOUSE Total	\$ 525.12
MITCHELL GRAPHICS Total	\$ 521.87
ANTRIM COUNTY Total	\$ 519.67
UPTODATE INC Total	\$ 519.00

Payee Name	Amount
WILLIAMS CHEVROLET Total	\$ 507.90
ROSCOMMON COUNTY JUVENILE Total	\$ 504.00
ANTHONY BRAKORA Total	\$ 500.00
CELEBRATIONS BY DESIGN Total	\$ 500.00
DUANE & PAMELA KNAPP Total	\$ 500.00
FIDLAR DOUBLEDAY INC Total	\$ 500.00
LARRY LEROY TABBERT JR Total	\$ 500.00
LARRY SPARKS Total	\$ 500.00
MIDLAKE BUILDERS Total	\$ 500.00
STONEHOUSE BREAD Total	\$ 500.00
THE FESTIVAL FOUNDATION Total	\$ 500.00
WILLIAMS & BAY PUMPING SE Total	\$ 495.00
CHRIS CLARK Total	\$ 489.00
CYNERGYCOMM.NET INC Total	\$ 486.27
JOHN ULRICH PHD Total	\$ 485.00
ALLEN SUPPLY Total	\$ 482.46
ELITE FABRICARE Total	\$ 477.15
KOLE HATHCOX Total	\$ 476.43
MIDCOURSE CORRECTION CHAL Total	\$ 475.00
BAILEY LAW OFFICE, PLLC Total	\$ 471.25
NORTHWOODS PRINTERS/OFFIC Total	\$ 466.79
POSITIVE CONCEPTS/ATPI Total	\$ 460.00
NORTHERN FLOOR AND TILE Total	\$ 453.10
ROBERT D ROBBINS Total	\$ 452.92
MICHIGAN SHERIFFS ASSOCIA Total	\$ 450.00
POLICE TECHNICAL Total	\$ 450.00
JESSICA PARENT Total	\$ 434.97
GANDER OUTDOORS Total	\$ 425.00
POTTERS FINE PASTRIES Total	\$ 420.73
CHIEF SUPPLY CORPORATION Total	\$ 418.99
ADVANCED TURF SOLUTIONS Total	\$ 418.60
BREIMAYER TREMBLAY & ASSO Total	\$ 418.20
BILL MARSH AUTO RENTALS Total	\$ 416.93
LEXISNEXIS RISK DATA MANA Total	\$ 412.26
BEVERLY A MORRISON Total	\$ 411.12
STORY ROOFING COMPANY INC Total	\$ 408.13
JENNY ROBLES Total	\$ 403.10
JACALYN MONEY-BRUNO Total	\$ 401.16
CEDAR RUN EYE CTR PLLC Total	\$ 400.00
PROFESSIONAL EDUCATION SY Total	\$ 399.98
STATE FARM INSURANCE CO. Total	\$ 394.25
LACEY L EDGECOMB Total	\$ 392.77
MCKESSON MEDICAL SURGICAL Total	\$ 391.29
WAARA TECHNOLOGIES LLC Total	\$ 390.00
THE COPY SHOP Total	\$ 388.52
JULIE DUBAY Total	\$ 386.28

Payee Name	Amount
MARGARET DRURY Total	\$ 386.20
LAND INFORMATION ACCESS A Total	\$ 385.00
BAY SUPPLY & MARKETING, I Total	\$ 384.90
LASER PRINTER TECHNOLOGIE Total	\$ 383.70
TARA AYLSWORTH Total	\$ 383.33
EDIE EKINS DEVENEAU Total	\$ 380.46
BAYVIEW TITLE AGENCY LLC Total	\$ 380.20
ADVANTAGE TITLE, LLC Total	\$ 380.14
CDM MOBILE SHREDDING LLC Total	\$ 380.00
MELISSA SLICK Total	\$ 375.00
WALMART Total	\$ 369.32
MARK'S PLUMBING PARTS Total	\$ 369.29
AFNI INSURANCE COMPANY Total	\$ 364.78
KWIK PRINT Total	\$ 359.88
BRITTANY B SAMPLE Total	\$ 346.43
LEAH HORNACEK Total	\$ 342.72
WALMART COMMUNITY CARD Total	\$ 338.43
SECURITY SANITATION,INC. Total	\$ 334.91
PAKOR INC - NW8935 Total	\$ 333.61
NANCY ICKES Total	\$ 332.92
KENDALL ELECTRIC INC Total	\$ 331.87
MICHIGAN PUBLIC HEALTH IN Total	\$ 330.00
DAVID M AKERS Total	\$ 326.74
LABOR ARBITRATION INSTITU Total	\$ 325.00
KELLY KING Total	\$ 317.15
TRAVERSE REPRODUCTION & S Total	\$ 315.47
RON CLOUS Total	\$ 315.00
ANDREW GREGORY GERALDS Total	\$ 313.00
TRAVIS LEE ALDRIDGE Total	\$ 311.00
MIDLAND COUNTY JUVENILE C Total	\$ 310.00
KAREN ZENNER Total	\$ 300.39
BAY AREA RECYCLING FOR CH Total	\$ 300.00
BONNIE JAMES Total	\$ 300.00
CAROLYN GREENMAN Total	\$ 300.00
DANIEL & TAMMY STRICKER Total	\$ 300.00
DELLA M BRYAN Total	\$ 300.00
ELIZABETH STERLING Total	\$ 300.00
FINAL TOUCH CLEANING SERV Total	\$ 300.00
HERTLER & ASSOCIATES INC Total	\$ 300.00
KATHLEEN ANN HATFIELD Total	\$ 300.00
LINDA SMITH Total	\$ 300.00
MICHIGAN ASSOCIATION OF E Total	\$ 300.00
MICHIGAN DEPT OF HEALTH/H Total	\$ 300.00
MICHIGAN LAND TITLE ASSOC Total	\$ 300.00
PAUL WESLEY RUGGLES Total	\$ 300.00
ROBERT GODZIEBIEWSKI Total	\$ 300.00

RUTH RICHARDSON Total	\$	300.00
Payee Name		Amount
SOCIAL SECURITY Total	\$	300.00
TCTA Total	\$	300.00
TIM & TINA COLE Total	\$	300.00
WORKERS COMP FUND MI MUNI Total	\$	300.00
RYAN WALSH Total	\$	299.40
GRAND TRAVERSE VETERINARY Total	\$	298.00
SUZANNE BORSOS Total	\$	297.95
REDWOOD TOXICOLOGY LABORA Total	\$	296.17
86TH DISTRICT COURT Total	\$	295.50
JASON TORREY Total	\$	294.72
PRIME TIME NEWS & OBSERVE Total	\$	294.50
ACTION INDUSTRIAL SUPPLY Total	\$	294.25
MODERN COURT REPORTING & Total	\$	290.50
CLARISSA FASEL Total	\$	286.87
AMANDA M WEBSTER Total	\$	283.20
LAWSON PRODUCTS, INC. Total	\$	282.46
LEONARDO'S TREE SERVICE Total	\$	280.00
VILLAGE GLEN APARTMENTS Total	\$	280.00
BANFIELD PET HOSPITAL Total	\$	279.42
MCGOUGH'S INC Total	\$	279.00
LISA PHILO Total	\$	277.94
BETH TISDALE Total	\$	275.74
ROSE ANN, DAVIS Total	\$	275.03
ACE WELDING & MACHINE, IN Total	\$	275.00
BADGER METER, INC. Total	\$	274.38
MELISSA ZENNER Total	\$	273.18
SARAH LUTZ Total	\$	271.11
STACY DOBREFF Total	\$	269.47
LAWYERS WEEKLY INC Total	\$	269.00
MICHIGAN STATE UNIVERSITY Total	\$	269.00
BRENDA VOIGHT Total	\$	267.61
ALICIA MASON Total	\$	267.11
US BANK EQUIPMENT FINANCE Total	\$	263.95
ALLISON BEERS Total	\$	262.50
COPY CENTRAL Total	\$	261.38
CARRIER GREAT LAKES Total	\$	261.24
MICH PROBATE JUDGES ASSOC Total	\$	260.00
ALLSTATE Total	\$	259.33
SHELL CREDIT CARD CENTER Total	\$	257.24
BAY AREA PET HOSPITAL Total	\$	255.78
BAY AREA FIRE & SAFETY, L Total	\$	255.00
CHRISTA CHERI MCCRUM Total	\$	253.72
BAMBERLY KAY EVERNHAM Total	\$	253.08
AUTUMN AMORMINO Total	\$	252.53
PEGGY A DEERING Total	\$	252.14

BRIAN GIDDIS Total	\$	251.00
Payee Name	Amount	
KELLI J. CLAXTON Total	\$	250.00
MICH ASSOC OF COUNTY CLER Total	\$	250.00
ALLIANCE BUSINESS PRODUCT Total	\$	249.59
NICOLE L HEIGES Total	\$	249.58
MARK FREDERIC PATTERSON Total	\$	249.43
MICHAEL HARRELL Total	\$	248.30
SARAH R LORIGAN Total	\$	246.16
DAVID A SCHAFFER Total	\$	245.98
TRAVERSE NARCOTIC TEAM Total	\$	245.62
CHARLES M HAMLYN Total	\$	242.09
KIDS CREEK FAMILY COUNSEL Total	\$	240.00
HEATHER PINEDA Total	\$	239.83
DAVID JAMES FOX Total	\$	237.25
MARY URYASZ Total	\$	236.64
DEBORAH STERNAMAN Total	\$	236.46
LESLIE ANNE SNELLER Total	\$	236.28
NORTHWESTERN BANK Total	\$	234.50
BROOKSIDE VETERINARY HOSP Total	\$	232.20
JOANNE KELLY Total	\$	231.86
ELYSE Y MCELDERRY Total	\$	229.73
GORDON LAPOINTE Total	\$	229.10
RHONDA YANSKA Total	\$	228.63
CENTURYLINK Total	\$	225.94
KATHI LYNN SCHULTZ Total	\$	225.55
ANIMAL MEDICAL CENTER Total	\$	222.75
CHERRY HILL HAVEN AFC Total	\$	220.00
SCHMELTZER LAW PLLC Total	\$	220.00
NORTHWEST LOCK INC Total	\$	218.30
AMY LYMAN Total	\$	217.00
ALICIA THAYER Total	\$	214.71
CYNTHIA ANN KOTT Total	\$	214.54
OAKWOOD VETERINARY HOSPIT Total	\$	214.00
JAMES BARBER-JOHNSTON Total	\$	211.12
RICHARDSON BUSINESS SOLUT Total	\$	210.50
CENTRE STREET CAFE Total	\$	210.00
SIMPLE CREDIT, INC. Total	\$	210.00
ASHLEY JUSTICE Total	\$	208.80
JESSICA JAYNES Total	\$	207.04
RON CLOUS Total	\$	205.32
THOMAS NEAL VREDENBURG Total	\$	204.69
ASD HEALTHCARE Total	\$	204.16
KRIS RANDALL Total	\$	203.64
BRIAN JAMES DAVIS Total	\$	201.78
JOSHUA M GREEN Total	\$	200.99
ERIN JOHNSON Total	\$	200.26

CLARE SVEC Total	\$	200.00
Payee Name		Amount
GERALD KRAJENKE Total	\$	200.00
HORIZON BOOKS, INC. Total	\$	200.00
MSHDA Total	\$	200.00
PAY & GO WIRELESS Total	\$	200.00
SCHMIDT REALTOR Total	\$	200.00
WILLIAM & MARY POLLARD Total	\$	200.00
ERICA ELIZABETH PECKHAM Total	\$	198.71
FRANCES JANE WEST Total	\$	196.19
OPTUM Total	\$	195.04
TERI QUINN Total	\$	193.90
GREGG BIRD Total	\$	193.00
BENJAMIN WALTON Total	\$	192.18
ERIC JAMES WILBUR Total	\$	192.18
JON MORGAN Total	\$	191.00
MICHIGAN CHAPTER-IAEI Total	\$	190.00
SHEILA CORNER Total	\$	189.37
SUMMIT COMPANIES Total	\$	186.71
JONATHAN DUREN PACK Total	\$	185.46
CHRISTOPHER DAILEY Total	\$	184.65
ICE QUBE, INC Total	\$	184.61
JULIE DODSON Total	\$	184.61
RON & JANET RAMOIE Total	\$	184.60
ERIN WHITNEY Total	\$	184.43
ERIC KURT Total	\$	183.48
DASH MEDICAL GLOVES INC Total	\$	183.30
JENNY LYNN GRIST Total	\$	181.60
PATRICK PREVO Total	\$	181.27
MARCIE MONTGOMERY Total	\$	179.10
JOSHUA ALLAN CROCKER Total	\$	178.92
LARRY STEVEN JOHNSON Total	\$	177.84
ARIANA SPAFFORD Total	\$	177.66
SARA M DEMAN Total	\$	175.86
GERRY BROWN Total	\$	175.50
MYRON CORP Total	\$	175.05
CAREER UNIFORMS Total	\$	175.00
KEVIN CONRADY Total	\$	175.00
CARE TRAK INTERNATIONAL I Total	\$	174.79
WRIGHT EXPRESS FLEET SERV Total	\$	173.95
EMILY RICE Total	\$	170.34
MISSAUKEE WILDERNESS YOUT Total	\$	168.00
JILL LYNN STRONG Total	\$	167.40
LESLI HUMPHREY Total	\$	166.66
JONATHAN MATTHEW THOMPSON Total	\$	163.94
APPLIED INDUSTRIAL TECHNO Total	\$	163.53
EDWARD & LINDA HORN Total	\$	162.36

NORTHWOOD PAINT & SUPPLY Total	\$	161.90
Payee Name		Amount
DAVID RICHARD SNYDER Total	\$	161.24
QUEST DIAGNOSTICS Total	\$	156.63
DAVID MELVIN TANNER Total	\$	155.00
DAVID MILTON KARCZEWSKI Total	\$	153.20
EDWARD THOMA Total	\$	152.20
BRIAN MCALLISTER Total	\$	150.00
DEPT OF HUMAN SERVICES Total	\$	150.00
MEA - TC CAPSA Total	\$	150.00
SANDRA METIVA Total	\$	150.00
COMPANION ANIMAL HOSPITAL Total	\$	148.75
CRESTLINE SPECIALTIES CO Total	\$	148.52
DAVID MATTHEW VANMAREN Total	\$	148.43
JEREMY HOGUE Total	\$	146.85
JENNIFER PEDROZA Total	\$	146.79
KURTZ'S CAR STEREO Total	\$	146.10
KATHLEEN A GEST Total	\$	145.00
ANN MILLER Total	\$	143.92
PATRICIA MARIE OWEL Total	\$	142.84
BLAIR SELF STORAGE Total	\$	140.00
ROBERT JOSEPH ENELL Total	\$	139.92
TRAVERSE BAY AREA CREDIT Total	\$	138.48
MCCARDEL CULLIGAN WATER C Total	\$	135.00
AMANDA CARDENAS Total	\$	134.72
BRAD KIRKPATRICK Total	\$	133.00
BATTERIES PLUS Total	\$	132.80
PAUL ANDERSON Total	\$	132.22
MARIJANE LUCAS Total	\$	132.20
JACK ALAN CAMPBELL Total	\$	131.82
SANDRA LEIGH BIRDSALL Total	\$	131.18
NICOLE JACOBSON Total	\$	131.00
STERICYCLE INC Total	\$	130.86
SARAH JEAN WOOD Total	\$	130.22
NOVIA M NICHOLS Total	\$	130.00
THE WALK-IN CLINIC Total	\$	130.00
PAUL JAMES KAROLIONOK Total	\$	129.99
BRIAN KLUZAK Total	\$	129.19
THOMAS JONATHON ALLERTON Total	\$	128.92
CYNTHIA PURVIS Total	\$	128.78
BRIDGET ANN PURKISS Total	\$	128.63
AXON ENTERPRISE, INC. Total	\$	128.00
CMP DISTRIBUTORS Total	\$	127.50
JUDITH HAMMOND Total	\$	126.31
THE CHEFS IN Total	\$	125.41
CARRIE CHASE Total	\$	125.28
AGAPE COUNSELING SERVICES Total	\$	125.00

TANA L. HALVORSEN Total	\$	125.00
Payee Name	Amount	
BRIANNA MARIE CAMPEAU Total	\$	124.28
CAROL SUSAN ROSS Total	\$	124.28
E&J SUPPLY, INC. Total	\$	123.96
PETER FORTON Total	\$	123.66
GAMESTOP Total	\$	122.50
DOUGLAS PHILIP LEONHARD Total	\$	120.88
ROBERT DONALD KALBFEISCH Total	\$	120.88
ANDREW WAITE Total	\$	120.24
JANICE KAY VANLEAR Total	\$	120.06
GYPSUM SUPPLY COMPANY Total	\$	120.00
MICHIGAN FAMILY SUPPORT Total	\$	120.00
TRAVERSE CITY HIGH SCHOOL Total	\$	120.00
JEREMIAH PRIEST Total	\$	119.48
DETECTION INSTRUMENTS COR Total	\$	118.68
NOEL TIMOTHY SCHROEDER Total	\$	118.30
DAVID JOHN WALTERS Total	\$	117.32
JEAN C ROLAND Total	\$	115.64
BRUCE DAVIS Total	\$	114.56
CITIZENS INSURANCE COMPAN Total	\$	114.56
TRANSUNION RISK AND ALTER Total	\$	114.50
ANNE MARIE BANDROWSKI Total	\$	114.23
ELIZABETH A BRONKEMA Total	\$	114.20
FOUNDATION BUILDING MATER Total	\$	112.88
ERICCA HOVIE Total	\$	112.62
JENNIFER LYNN KENTER Total	\$	111.74
HALAINA BUFFORD Total	\$	111.08
MICHIGAN MUNICIPAL LEAGUE Total	\$	110.00
QDOBA MEXICAN GRILL Total	\$	110.00
AMY SPITZLEY Total	\$	109.76
LISA UNDERWOOD Total	\$	109.56
JOHN B WOLF SR Total	\$	108.33
STAPLES Total	\$	107.70
ORKIN PEST CONTROL Total	\$	106.30
NORTHERN MICHIGAN GLASS C Total	\$	106.00
PETER PAYETTE Total	\$	105.68
ELIZABETH ATKINSON Total	\$	105.64
HILARY A SMITH Total	\$	105.00
JESSICA LYNNE-ROSE HENDGE Total	\$	105.00
MARK ROBERTS Total	\$	105.00
MICHAEL RUGGLES Total	\$	105.00
TRAVERSE CITY GLASS COMPA Total	\$	104.40
ACE HARDWARE Total	\$	104.02
BAY WEST ANIMAL CLINIC Total	\$	103.50
VILLAGE OF KINGSLEY Total	\$	103.38
CARLA A MCINTYRE Total	\$	103.00

KITTY AVEY Total	\$	103.00
Payee Name	Amount	
SUBROGATION DEPARTMENT Total	\$	103.00
TAMMI WILLOUGHBY Total	\$	102.79
JESSICA DOWKER Total	\$	102.43
ALCOTEC PENSION FUND Total	\$	101.35
KIESLER POLICE SUPPLY, IN Total	\$	101.26
CHARLENE HILLMAN Total	\$	100.29
ABIGAIL VANNATTER Total	\$	100.00
CHEMICAL BANK Total	\$	100.00
CHRIS DOYAL Total	\$	100.00
COCA-COLA Total	\$	100.00
DAVID CARPENTER Total	\$	100.00
DAVID LYLE MOORE Total	\$	100.00
DEVON HOLMES Total	\$	100.00
ECONOLOGGE Total	\$	100.00
ENCOMPASS INSURANCE Total	\$	100.00
GRAND TRAVERSE BAND OF Total	\$	100.00
HAHN NGUYEN Total	\$	100.00
HAWTHORNE VINEYARDS Total	\$	100.00
JACK E. HOXIE & DORIS F. Total	\$	100.00
LATITUDE SUBROGATION SERV Total	\$	100.00
MAGLOCLIN, INC. Total	\$	100.00
MANUEL GUIERREZ LUCIO Total	\$	100.00
MICH PROBATE & JUVENILE R Total	\$	100.00
MICHAEL CHRIS STORMS Total	\$	100.00
MOLLY JASS Total	\$	100.00
NALY SIPHENGPHET Total	\$	100.00
OMIMEX ENERGY Total	\$	100.00
PERFECT FIT LLC Total	\$	100.00
ROY C. NICHOLS Total	\$	100.00
SET SEG INSURANCE Total	\$	100.00
SHERI ANN OSBORNE Total	\$	100.00
VAN PAEMEL EQUIPMENT CO Total	\$	100.00
KAREN ALLEN Total	\$	99.99
KAREN HAUSWIRTH Total	\$	99.87
ROBERT PETERSEN III Total	\$	99.22
VONDA MAGNA Total	\$	99.22
ROGER RICE Total	\$	99.00
MARK L. DOBIAS Total	\$	97.50
TINA L BRADEN Total	\$	97.37
SUPER WASH Total	\$	95.40
SAMARITAS Total	\$	95.00
KATHERINE MERIDETH Total	\$	94.35
MILUGAR INC Total	\$	94.33
CLARKE-EVERETT DOG & CAT Total	\$	93.75
JANET KRONK Total	\$	92.96

PATRICIA DRAKE Total	\$	92.22
Payee Name	Amount	
TYLER CLARK Total	\$	92.06
CAMERON DRZEWIECKI Total	\$	92.00
OLIVIA IZATT Total	\$	92.00
NAWBIN BEADS & ARTIFACTS Total	\$	91.80
LONG LAKE ANIMAL HOSPITAL Total	\$	91.00
MELDA HERNDEN Total	\$	89.60
LANGUAGE LINE SERVICES Total	\$	88.96
REBECCA MORRISON Total	\$	88.52
TRACIE MULLEN Total	\$	88.48
POSTMASTER Total	\$	88.00
TOTAL AUTOMOTIVE LLC Total	\$	87.99
STACY LIN HOWE Total	\$	87.74
PATTI BAKER Total	\$	86.89
ELLIOT BASSETT Total	\$	86.38
KATHLEEN MILOVICH Total	\$	85.32
RHONDA DRENTH Total	\$	85.32
APPRISS SAFETY Total	\$	85.00
STATE FARM Total	\$	85.00
BRAD JEWETT Total	\$	84.45
DEBORA CRAIG Total	\$	84.24
AUSTIN J SAXTON Total	\$	84.00
AGNES PLAGENS Total	\$	83.34
AMANDA DENBOER Total	\$	82.48
PAUL GROTE Total	\$	82.10
ROBERT GUSTAFSON Total	\$	82.10
ALISA GALLO Total	\$	81.89
NORTHWOOD ANIMAL HOSPITAL Total	\$	81.50
TOM'S FOOD MARKET Total	\$	80.00
VIRGINIA CHELLIS Total	\$	79.96
RICHARD LEE STONE Total	\$	79.00
LAW OFFICES OF PHILLIPS & Total	\$	78.00
JAMES RICHARD CRONK Total	\$	77.76
NANCY TUCKER Total	\$	76.71
ANDREW SCHMIDT Total	\$	75.68
CAREY M SQUIRES Total	\$	75.68
DARREN MOLANDS Total	\$	75.68
MONTANA SOMERVILLE Total	\$	75.68
JEFF PANEK Total	\$	75.00
NICHOLAS OLDS Total	\$	75.00
PEPSI BOTTLING GROUP Total	\$	75.00
PRO MAINTENANCE 4 SEASONS Total	\$	75.00
COURTNEY JURICA Total	\$	74.99
SCOTT LEE BEVELHYMER Total	\$	74.34
BRYAN WAYNE MARLER Total	\$	74.28
LAURIE JOHNSTON Total	\$	73.45

EVELYN LIVINGSTON Total	\$	72.63
Payee Name	Amount	
WILLIAMS CHEVROLET-HONDA Total	\$	72.25
NORTHERN MICHIGAN JANITOR Total	\$	72.00
LAUTNER IRRIGATION, INC. Total	\$	71.72
MISHELLE SHOOKS Total	\$	71.40
SAMUEL LYON Total	\$	71.40
DESIRAE KINSMAN Total	\$	70.70
EAST BAY ANIMAL HOSPITAL Total	\$	70.50
WARD EATON TOW, INC. Total	\$	70.50
BRUCE BARBER Total	\$	70.33
BARB LUND Total	\$	70.20
NORTHERN BUILDING SUPPLY Total	\$	69.98
DANIELLE MARIE BOTT Total	\$	69.96
ROSALIE DOHM Total	\$	69.28
JULIA K SCHLECKER Total	\$	69.26
CHRIS BARSHEFF Total	\$	69.00
CHRISTOPHER J. HALLECK Total	\$	69.00
MICHAEL A MAKOWSKI Total	\$	69.00
NATHAN D LENTZ Total	\$	69.00
DEBRA RADEMAKER Total	\$	68.28
ALAN KUCHARREK Total	\$	68.19
NOELLE MOEGGENBERG Total	\$	68.03
KATHLEEN E SHOCK Total	\$	67.24
AMY TALBOT Total	\$	67.12
GORDON FOOD SERVICE Total	\$	66.23
ERIN KUHN Total	\$	65.58
TABATHA STRINGHAM Total	\$	65.08
DIANA S HOLCOMBE Total	\$	65.00
CHRIS STEVEN WAGNER Total	\$	64.98
DOUGLAS WATROUS Total	\$	62.84
GLENN GOODMAN Total	\$	62.84
TARGET INFORMATION Total	\$	62.18
ANGELA MARIE STENDEL Total	\$	61.60
KIP SAUER Total	\$	60.70
BEATRIZ CRUZ Total	\$	60.52
MICHAEL & KATHLEEN SHEEAN Total	\$	60.27
AC PAW Total	\$	60.00
BILL NEWMAN Total	\$	60.00
SHANE A MARQUETTE Total	\$	60.00
THE BEHLER-YOUNG COMPANY Total	\$	59.96
LAURA LEA LAISURE Total	\$	59.74
LINDA WAGNER Total	\$	59.48
ANSWER UNITED Total	\$	57.42
WATKINS PHARMACY & SURGIC Total	\$	56.40
JENNIFER LYN KALCHIK Total	\$	55.80
WAYNE COUNTY SHERIFF Total	\$	55.44

DANIEL STEVEN HARRELL JR Total	\$	55.00
Payee Name		Amount
KAREN BELANGER Total	\$	55.00
MICHIGAN POLICE EQUIPMENT Total	\$	54.85
LORI WESOLOWSKI Total	\$	54.50
THIRLBY AUTOMOTIVE Total	\$	54.46
CAROLYN HEIDER Total	\$	54.43
KYLE ATTWOOD Total	\$	53.36
EDWARD NIEPOTH JR Total	\$	53.21
SERRA, TRAVERSE CITY Total	\$	53.19
CHRISTOPHER ROBERTS Total	\$	52.78
ACE BUYERS Total	\$	52.50
MICHIGAN DEPARTMENT OF ST Total	\$	52.00
KATHRYN DOLLAR Total	\$	51.50
LISA J LUNDY Total	\$	51.50
ROBERT ATKINSON Total	\$	51.50
SHERRILL DECAMP Total	\$	51.50
FRONTIER COMMUNICATIONS Total	\$	51.48
GABRIELLE MARIE CAMPBELL Total	\$	51.10
EDWARD OTT III Total	\$	50.68
LUKE EDWARD CHIKAS Total	\$	50.58
DEBBIE SUE BROWN Total	\$	50.52
ERICA LEE SIEJUTT Total	\$	50.50
ACCIDENT FUND Total	\$	50.00
ADAM JOHN VORPAGEL Total	\$	50.00
ALLSTATE INSURANCE COMPAN Total	\$	50.00
ASHLEY ANN ARVON Total	\$	50.00
BAY WEST ANTIQUES Total	\$	50.00
BRANDON HENDGES Total	\$	50.00
BRIAN CHARLES SCHUCK Total	\$	50.00
BRYAN HARDY Total	\$	50.00
BURDCO INC Total	\$	50.00
CHUCK HILL Total	\$	50.00
DOUGLAS DIXON Total	\$	50.00
FRIEND OF THE COURT Total	\$	50.00
GALLAGHER BASSETT SERVICE Total	\$	50.00
GOURDIE-FRASER, INC Total	\$	50.00
JOHN FAHNER JR Total	\$	50.00
JULIE PERRY-TURNER Total	\$	50.00
JULIE WHITE Total	\$	50.00
KARA KECSKEMETY Total	\$	50.00
KELLIE ANN WILSON Total	\$	50.00
LAWRENCE WOLF Total	\$	50.00
MARJORIE SPENCE Total	\$	50.00
MARK SMITH Total	\$	50.00
MATTHEW & JENNY JOHNSON Total	\$	50.00
MERRILL LYNCH Total	\$	50.00

MICHAEL ANTHONY RUSSELL Total	\$	50.00
Payee Name	Amount	
MICHELLE K. CORBY Total	\$	50.00
NICHOLAS FERGUSON Total	\$	50.00
OSTERMAN JEWELERS Total	\$	50.00
PAMELA HANEY Total	\$	50.00
REYNOLDS-JONKHOFF FUNERAL Total	\$	50.00
RICHARD K STINER Total	\$	50.00
ROSE M BELLES Total	\$	50.00
SCOTT HOWARD Total	\$	50.00
SVEC INVESTMENTS Total	\$	50.00
TARGET STORES Total	\$	50.00
THOMAS SLATER Total	\$	50.00
WEST MICHIGAN C.U. Total	\$	50.00
PHARMPAK, INC. Total	\$	49.68
FEDERAL EXPRESS CORP. Total	\$	49.67
JASON ANTHONY BENBOW Total	\$	49.50
MATTHEW THOMAS EMMOTT Total	\$	49.50
AMY DENISE PARKS Total	\$	48.20
HANNAH MARYA MATTHEWS Total	\$	48.20
JEAN MARIE PERKINS Total	\$	48.20
MICHAEL PATRICK MARTIN Total	\$	48.20
NATHAN LAMIE Total	\$	48.20
LINDSAY KING Total	\$	48.14
KELLI MICHELLE SCHWARTZ Total	\$	48.00
ETNA SUPPLY COMPANY Total	\$	47.53
JULIE LYNN WARREN Total	\$	47.50
NANCY LEE PATTERSON Total	\$	47.50
RALPH FREDRICK MERCHANT Total	\$	47.50
SUZETTE KAY BLAIR Total	\$	47.50
KATIE-LYNN ROSE RAKAN Total	\$	47.04
HUGH HERSHA Total	\$	46.94
JASON DESKINS Total	\$	46.40
APPLIED IMAGING Total	\$	46.24
ANGELA JOY DELIEFDE Total	\$	45.30
IVAN BAKUNETS Total	\$	45.00
BENJAMIN LEE YOST Total	\$	44.72
CORA LEE JABLONSKI Total	\$	44.72
MARC MCKELLAR Total	\$	44.72
RODETTA HARRAND Total	\$	44.54
RANDY DOZIER Total	\$	44.26
CHRISTINE KOMISARZ Total	\$	44.14
MARTHA THORELL Total	\$	44.08
JACOB SCHWIERKING Total	\$	44.00
JACOB CAVERLY Total	\$	43.73
NEAL ANDREW WILSON Total	\$	43.56
NEIL COLLIN CUMMINGS Total	\$	43.56

DEDE APRIL DEMANIGOLD Total	\$	43.50
Payee Name	Amount	
BECKY O'NEIL Total	\$	43.19
SHELLEY HERTZ Total	\$	43.19
TRACY ROBERT CAPELIN Total	\$	43.19
ABAGAL NICOL MCNITT Total	\$	43.00
PAUL JONES Total	\$	42.66
PHILLIP DRENTH Total	\$	42.66
THOMAS KRAUSE Total	\$	42.66
SUSAN E RANDALL Total	\$	42.50
TODD CHRISTOPHER MINER Total	\$	42.50
BARBARA EMILINE GONZALES Total	\$	42.40
BRIAN HOCKSTAD Total	\$	42.40
CARRIE LOPOTOSKY Total	\$	42.40
KELLEY MARIE FIFAREK Total	\$	42.40
LYNN MARIE TILSON Total	\$	42.40
SHARON KAY GAVAN Total	\$	42.40
JAMES RUSSELL DOLE Total	\$	41.82
TERI AUGUSTA BRADY Total	\$	41.50
KEVIN DANIE MCEWEN Total	\$	41.40
TAMMY LEE WERDA Total	\$	41.40
AMY LOUISE COOK Total	\$	41.24
ANDREW MARK WAISANEN Total	\$	41.24
BENJAMIN THORINGTON Total	\$	41.24
GERALD GALLOWAY Total	\$	41.24
KERRI DAWN GWILT Total	\$	41.24
JEFFREY CLARKE Total	\$	41.05
HEIDI CHRISTINE WAY Total	\$	41.00
JESSICA MARIE BANKS Total	\$	40.50
LINDA OBRIEN Total	\$	40.50
CATHERINE STAUBER Total	\$	40.25
BENJAMIN JAMES YANSKA Total	\$	40.08
JASON ANDREW NIED Total	\$	40.08
KIM MILWARD Total	\$	40.00
MICHIGAN STATE POLICE - B Total	\$	40.00
NICHOLAS OLARY Total	\$	40.00
RICE COUNTY Total	\$	40.00
RALPH HOLBROOK Total	\$	39.98
GOODWILL INDUSTRIES OF NO Total	\$	39.92
NORTHERN MICHIGAN VETERIN Total	\$	39.75
DENISE ANN WILCOX Total	\$	39.50
KELLY ANN HAMLET Total	\$	39.50
MARTHA JANE FALK Total	\$	39.50
SHERI BILOW-WALLACE Total	\$	39.50
EMILY LARKIN Total	\$	39.40
CHASE SCHELLING Total	\$	38.86
LESLIE ELLEN SLADEK Total	\$	38.50

SHERI JOHNSON Total	\$	37.84
Payee Name	Amount	
TERRY OLDS Total	\$	37.84
AARON JAMES HEINDL Total	\$	37.76
AMBER MARIE KRAFT Total	\$	37.76
KATHLEEN MARY HENDGES Total	\$	37.76
SARAH ROCHELLE BULLARD Total	\$	37.76
JANELLA SCHNEPT Total	\$	37.50
AIRLEX SERVICE & SALES Total	\$	36.74
FERGUSON'S LAWN EQUIPMENT Total	\$	36.74
KATHLEEN MOREY Total	\$	36.64
AARON JAY KNIFFIN Total	\$	36.60
ALYCE KAYE ALMA Total	\$	36.60
ARIEL MARIE CARPENTER Total	\$	36.60
BEIONCA KLEE Total	\$	36.60
DIANA LEIGH ERNST Total	\$	36.60
DOUGLAS ROBERT BRINKLOW Total	\$	36.60
GABRIELLE SUZANNE MCCANN Total	\$	36.60
GARY RAY CONARD Total	\$	36.60
HALI MARIE AUGUST Total	\$	36.60
JANE MARIE PERRY Total	\$	36.60
JEANINE RENEE ELDER Total	\$	36.60
JEFFREY PAUL WINKLER Total	\$	36.60
KIMBERLI BINDSCHATEL Total	\$	36.60
KRISTIE LYNN PENNEY Total	\$	36.60
LAURIE RENNIE SCHNELL Total	\$	36.60
LESLIE GARDINER Total	\$	36.60
LORI LYNN BOOMER Total	\$	36.60
ROGER ROY BAUER Total	\$	36.60
ROXANNE JOYCE ROUSH Total	\$	36.60
MEDLINE INDUSTRIES Total	\$	36.45
AMANDA SUE SAILORS Total	\$	36.02
CURTIS JOSEPH PARLIAMENT Total	\$	36.02
RICHARD ALVAH GAVITT JR Total	\$	36.02
THOMAS JOHN ALLEN Total	\$	36.02
ANNA MARIA TORRES Total	\$	36.00
JANET SUE SCHNEIDER Total	\$	36.00
NICOLE SUSAN GENEREAUX Total	\$	36.00
CHARLES JAMES JR Total	\$	35.70
SCOTT MACDONALD Total	\$	35.70
JENNIFER JEAN BARRAW Total	\$	35.44
JORDAN CUTTER Total	\$	35.44
ELIZABETH A WHELAN Total	\$	35.00
GORDON LAPOINTE Total	\$	35.00
JOEL R. CASLER Total	\$	35.00
KAREN G. GOODRICH Total	\$	35.00
LINDA A WITT Total	\$	35.00

MICHIGAN ASSOCIATION OF C Total	\$	35.00
NATIONAL ASSOCIATION OF S Total	\$	35.00
Payee Name	Amount	
CORRINE MICHEL CHRISTMAN- Total	\$	34.86
LARISSA MARY GULDE Total	\$	34.86
STEVEN VERELLEN Total	\$	34.63
JACOB DAVID MCGEE Total	\$	34.28
MARTIN SAMUEL ARKIN Total	\$	34.28
KRISTINE ERICKSON Total	\$	33.98
KORRIE LYNN CHICHESTER Total	\$	33.70
SUSAN JANE-DIXON TAYLOR Total	\$	33.70
DEANNA GODFREY Total	\$	33.56
VERNON CHAPMAN Total	\$	33.56
RICHARD JOSEPH KRAEMER Total	\$	33.34
TODD T SEARS Total	\$	33.34
SARAH LUCERO Total	\$	33.26
JASON BOOTHROYD Total	\$	33.12
JESSICA LEIGH MORAN Total	\$	33.12
NICHOLE MARGARET WILSON Total	\$	33.12
SAMANTHA BURNS Total	\$	33.12
SCOTT DAVID PALOMAKI Total	\$	33.12
DANIEL ANTHONY SPALLA Total	\$	32.54
TAMBRA LOCKWOOD Total	\$	32.49
SANDRA L CALL Total	\$	32.32
ANDREW NICHOLAS DANGEL Total	\$	31.96
DOREEN RUBY BABCOCK Total	\$	31.96
KENDRA SMITH CAMPBELL Total	\$	31.96
KEVIN EDWARD TOMASZEWSKI Total	\$	31.96
LAURENCE MERRILL SIMS Total	\$	31.96
LAWRENCE JOSEPH DEMNY Total	\$	31.96
NICHOLE KANANI BENNECOFF Total	\$	31.96
RALPH WILLIAM KENNEDY II Total	\$	31.96
STEPHANIE NICOLE DOMBROWS Total	\$	31.96
STEPHANIE VALDIVIEZ Total	\$	31.96
VLADIMIR BANOV Total	\$	31.96
DOUGLAS DAWSON Total	\$	31.42
FRANELLA A VANNIMAN Total	\$	31.42
ALAN CALDWELL Total	\$	31.00
JUDICIAL SERVICES GROUP, Total	\$	30.88
BREANNA NICOLE SABINS Total	\$	30.80
CHRISTA LYNN HISLOP Total	\$	30.80
DARYL LYNN WEBSTER Total	\$	30.80
HOLLY SHANNON ROSE Total	\$	30.80
KENNETH FREDERICK PICKEL Total	\$	30.80
LISA MARIE SEMBACH Total	\$	30.80
RICHARD PETER SOLOMONSON Total	\$	30.80
MATT THOMAS Total	\$	30.45

DEREK BANFIELD Total	\$	30.35
BRANDON LEE AMLOTTE Total	\$	30.22
Payee Name	Amount	
DELORES JEAN GAJESKI Total	\$	30.22
TROY CHRISTOPHER PARTLO Total	\$	30.22
BROWNELLS INC Total	\$	30.05
BYTE PRODUCTIONS LLC Total	\$	30.00
MEMBERS CREDIT UNION Total	\$	30.00
NICK & JUDY WALTERS Total	\$	30.00
ONCE UPON A CHILD Total	\$	30.00
TED THOMAS Total	\$	30.00
ARIANE DEROSHA Total	\$	29.64
DEBORAH JEAN SCHRAMSKI Total	\$	29.64
JAMES WILLIAMS Total	\$	29.64
JOEL WILLIAM MCEL RATH Total	\$	29.64
JOSHUA WUERFEL Total	\$	29.64
PRESTON SCOTT WHITTLE Total	\$	29.64
RYAN JON PETERS Total	\$	29.64
DEBRA A MIKOWSKI Total	\$	29.23
DAVID EDWARD CLARK Total	\$	29.06
JULIANN DEANN KROUPA Total	\$	29.00
PURE WATER WORKS Total	\$	29.00
DEREK GLENN CARLSON Total	\$	28.48
JOSEPH KURTZ Total	\$	28.48
SHELLEY BURNES Total	\$	28.48
CONSTANCE GORNO Total	\$	28.21
MENARDS Total	\$	28.14
JAMES WEMIGWANS Total	\$	28.00
MATTHEW MORDEN Total	\$	27.90
MICHAEL POWERS Total	\$	27.90
RONALD OOM Total	\$	27.90
WILLIAM TYLER UNGER Total	\$	27.90
DON ORR Total	\$	27.50
ELIZABETH WOODS Total	\$	27.50
LISA EAGLE Total	\$	27.50
DAVID WILLIAM MCARTHUR Total	\$	27.32
JOHN JAMES ROCKWELL Total	\$	27.32
FIRST ADVANTAGE BACKGROUN Total	\$	27.20
ROBERT MCDONALD Total	\$	26.75
DONALD JOHN BOWMAN Total	\$	26.74
JARED LEIGH HAGA Total	\$	26.74
LISA KAY PEOPLES Total	\$	26.74
SHANE STEAD Total	\$	26.61
UNITED PARCEL SERVICE Total	\$	26.33
KATHRYN A NIXON Total	\$	26.21
JULIE CAROL POTVIN Total	\$	26.16
KATHLEEN NATALIE HAJJAR Total	\$	26.16

ZACKARY DALTON WALTERS Total	\$	26.16
ALAN E GUY Total	\$	26.07
Payee Name	Amount	
MARK OWEN HUFFMAN Total	\$	26.00
ANTHONY MATTHEW CITRO Total	\$	25.58
DEBRA ANN HEUSS Total	\$	25.58
ADVANCED WINDOW SYSTEMS Total	\$	25.00
BARBARA JEAN TAYLOR Total	\$	25.00
CIERA BRUNAN Total	\$	25.00
CINCINNATI INSURANCE COMP Total	\$	25.00
COUNTRY INN & SUITES OF T Total	\$	25.00
FARM BUREAU INSURANCE GRO Total	\$	25.00
FREDERICK SWAFFER Total	\$	25.00
HASTINGS MUTUAL INSURANCE Total	\$	25.00
JACK A HOSLER Total	\$	25.00
KATY LYNN CORE Total	\$	25.00
KRISTY DENNY Total	\$	25.00
LARRY O SAWALLICH Total	\$	25.00
LORNA ALGER Total	\$	25.00
M-37 MOTORS Total	\$	25.00
MARINA SILKOVSKYY Total	\$	25.00
MARVIN PETER NORDEEN Total	\$	25.00
MEIJER, INC Total	\$	25.00
MICHIGAN MUNICIPAL LIABIL Total	\$	25.00
OLIVIA MAGELI Total	\$	25.00
PAUL APPOLD Total	\$	25.00
RICHARD MICHAEL BECK, MD Total	\$	25.00
RITE-AID PHARMACY Total	\$	25.00
TJ MAXX Total	\$	25.00
SCOTT JEFFREY SMITH Total	\$	24.00
CHERRY CAPITAL MOBILE PET Total	\$	23.00
MARKUS RONALD MILESKE Total	\$	23.00
GREGORY ALAN BOTT Total	\$	22.50
PATRICIA MK JENNINGS Total	\$	22.50
PATTI REAMER Total	\$	22.50
WEST MICHIGAN STAMP & SEA Total	\$	22.35
ANN SCHAUB Total	\$	22.00
BEN RUSSELL Total	\$	22.00
DOROTHY JEAN GRANT Total	\$	22.00
LORI SISCO Total	\$	22.00
MARISSA CHASE Total	\$	22.00
AMANDA STEELE Total	\$	21.60
DANIEL NOVAK Total	\$	21.50
HEATHER ANN YORK Total	\$	21.50
MAX RAY STRICKLAND Total	\$	21.50
JACOB SCOT BAYNTON Total	\$	21.25
PAMELA SUE ANKERSON Total	\$	21.25

REBECCA LOUISE FRANKLIN-L Total	\$	21.25
COURTNEY MICHELLE HUNT Total	\$	21.00
Payee Name	Amount	
DESTINY JO GOTHARD Total	\$	21.00
BECKY DUNSCOMBE Total	\$	20.50
MARK STUBER Total	\$	20.50
BENJAMIN JOSEPH-LEE ROSS Total	\$	20.00
CENTRAL HIGH SCHOOL Total	\$	20.00
DENISE CRUMPTON NEDEAU Total	\$	20.00
DONNA M KILANDER Total	\$	20.00
EDWARD WILLIAM DIEDE Total	\$	20.00
EVELIA MARIA GLICK Total	\$	20.00
JANEEN L WESTRICK Total	\$	20.00
JENELL MARIE LEMCOOL Total	\$	20.00
JOSEPH RUTHKOWSKI Total	\$	20.00
STACY HOWE Total	\$	20.00
TAD JAMES LAUTNER Total	\$	20.00
TCJATC Total	\$	20.00
KAYLA MADISON HARLOW Total	\$	19.75
SHEILA JOY MCKAYE Total	\$	19.75
TATIANA SALDIVAR Total	\$	19.75
DONNA GERHARD Total	\$	19.37
FREDERICK MATTHEW SCHMITT Total	\$	19.25
CHRISTLE BUCHLER Total	\$	19.00
MARC MCCOMBS Total	\$	19.00
CHIMENE MARIE HARRISON Total	\$	18.75
JESSICA NICOLE HIDAY Total	\$	18.75
CHARLES BENJAMIN CURTISS Total	\$	18.50
KEVIN CHAUNCEY AVERY Total	\$	18.50
ARTHUR NICKERSON Total	\$	18.49
MATTHEW EDWARD SLAGGERT Total	\$	18.25
MEGAN NICOLE STEVENS Total	\$	18.25
ROSA KATHERINE RELYEA Total	\$	18.25
THERESE ANN JEROME Total	\$	18.25
CHARLES ALAN DONALDSON Total	\$	18.00
DAVID HENRY LANE Total	\$	18.00
GREGORY WARREN SEVENSKI Total	\$	18.00
ROBERT CRAIG CARMICHAEL Total	\$	18.00
STEPHANIE KATHRYN ENDRES Total	\$	18.00
PAMELA LYNN GRUENWALD-DOW Total	\$	17.77
RONALD A KULLGREN Total	\$	17.77
PRESTON SMITH Total	\$	17.75
REBECCA SUSAN CHILDS Total	\$	17.75
ANNE STOCKTON HAINES Total	\$	17.50
CARRIE ANN POLLOCK Total	\$	17.50
CATHERINE LYNN BROWN Total	\$	17.50
CHRISTINE SUZANNE RUECKER Total	\$	17.50

DAVID MICHAEL STEPKE Total	\$	17.50
IAN THOMAS JOHNSON Total	\$	17.50
Payee Name		Amount
JAMES MICHAEL CARROLL Total	\$	17.50
JEANNE ELAINE ASHER Total	\$	17.50
JOYCE LYNN OSHAUGHNESSY Total	\$	17.50
KATHLEEN RUTHANN DELL Total	\$	17.50
KAYLA FITZGERALD Total	\$	17.50
MARK ALLAN DEMOULPIED Total	\$	17.50
MICHELE MARIE YOUNG Total	\$	17.50
STEPHEN THAYER CRAFT Total	\$	17.50
WILLIAM GERALD PLUT II Total	\$	17.50
ROBERT W GRAY Total	\$	17.48
SUZANNE CORK Total	\$	17.40
AMANDA HILBERT Total	\$	17.00
AUGUST LAWRENCE SGARAGLIO Total	\$	17.00
EMMA DURFEE Total	\$	17.00
LAURA JEAN DANZ Total	\$	17.00
RYAN KIGAR Total	\$	17.00
AMANDA LYNN DOWNEY Total	\$	16.75
RICHARD MCWATTERS Total	\$	16.66
KARA MARIE JARVIS Total	\$	16.50
LEVON M SEAVOLT Total	\$	16.50
SANDRA LOUISE SULLIVAN Total	\$	16.50
MARSHA JOHNSON Total	\$	16.36
JENNIFER L RUNDIO Total	\$	16.25
JONATHAN DAVID TUCK Total	\$	16.25
KIMBERLY GALLAGHER-SCHRAD Total	\$	16.25
MERRY LYNN COLLIER Total	\$	16.25
MICHAEL JAMES CULBERSON Total	\$	16.25
MICHELLE JEAN WHITE Total	\$	16.25
PRINTING SYSTEMS INC Total	\$	16.03
BEVERLY ANN GABOR Total	\$	16.00
EMMETT VICTOR MULLIGAN Total	\$	16.00
MARILYN SUE MORRISSEY Total	\$	16.00
MICHELLE MARIE LIZENBY Total	\$	16.00
THERESA LOUISE COOPER Total	\$	16.00
THOMAS PAUL CONSIGLIO Total	\$	16.00
SEAN HAUSERMAN Total	\$	15.75
SHANNON RYLEE KLUG Total	\$	15.75
ANGELA GRODY Total	\$	15.50
BENJAMIN JEFFERY CORTEGGI Total	\$	15.50
BRIAN JAMES STEELE Total	\$	15.50
CAITLIN FAY BORCHARD Total	\$	15.50
CHRISTINE ELIZABETH SLOTN Total	\$	15.50
CHRISTOPHER ERIC KUSHMAN Total	\$	15.50
KATELYN MARIE-PALFEY BIEN Total	\$	15.50

KATRINA ANN HUFFMAN Total	\$	15.50
LINDSAY ANNE ERRECA Total	\$	15.50
Payee Name		Amount
MML Total	\$	15.50
RICHARD PAUL KORNDORFER Total	\$	15.50
ROBERT PANTER Total	\$	15.50
SALLY ANN BALLENGER Total	\$	15.50
ALYSSA STAR DARLING Total	\$	15.40
JOHN GREGORY PHILLIPPO Total	\$	15.25
REBECCA WYNNE CHOWN Total	\$	15.25
GILBERTS SERVICE OIL CO Total	\$	15.00
CLARA HOLLY Total	\$	14.40
JASON POLZIEN Total	\$	14.00
DAVID EARL LOVEJOY Total	\$	12.50
GARY WALES Total	\$	12.50
JEFFREY THOMAS LAKIES Total	\$	12.50
KENNETH GIELDA Total	\$	12.50
SHIRLEY ZERAFA Total	\$	12.30
AIMEE RAMEY Total	\$	12.00
KURT F STIMPSON Total	\$	12.00
MARK GRANT Total	\$	12.00
WASH-N-GO CARWASH Total	\$	12.00
DIANE SCRIVO Total	\$	11.53
RONDA SPENCER Total	\$	11.00
NOVAD MANAGEMENT CONSULTI Total	\$	10.64
VICTOR WILLIAM DINSMOORE Total	\$	10.47
ARTS AUTO & TRUCK Total	\$	10.26
ANN BIXBY Total	\$	10.00
LISA RENE ANKERSON Total	\$	10.00
MAXWELL MEDALS & AWARDS Total	\$	10.00
GTR EQUIPMENT CO Total	\$	9.98
PRO IMAGE DESIGN Total	\$	8.50
DEBBIE SHAW Total	\$	8.00
TYLER & KELLY TOWN Total	\$	8.00
ART'S AUTO & TRUCK PARTS Total	\$	7.98
JESSICA SCHAUB Total	\$	7.60
EASTERN ELEMENTARY SCHOOL Total	\$	7.50
DALE DAVIS Total	\$	7.00
JENNIFER MANNING Total	\$	7.00
TYSON GEORGE SHINK Total	\$	7.00
PATRICIA ANNE HICKS Total	\$	6.50
CHEMICAL BANK MIDLAND Total	\$	6.25
KINNEY'S COMPLETE AUTO Total	\$	6.25
MONTE EUGENE CAREW Total	\$	6.25
TARO CONWAY TAYLOR Total	\$	6.20
ANA MARIA SIEKIERK Total	\$	6.00
ANNA M WEESE Total	\$	5.71

SPEEDWAY SUPERAMERICA LLC Total	\$	5.44
MISTY WRIGHT Total	\$	5.00
Payee Name	Amount	
DAVID & JULIE WILSEY Total	\$	3.26
THE HABERDASHERY Total	\$	1.66
VINTAGE DU JOUR Total	\$	1.66
ALYSSA STAR DARLIN Total	\$	-
ASHLEY BLAHNIK Total	\$	-
BENJAMIN BEACH Total	\$	-
BRIAN J FOSTER Total	\$	-
GWEN ANN TAYLOR Total	\$	-
IAN WARD STREADWICK Total	\$	-
MARCIA ANNE SMITH Total	\$	-
MARGARET WILSON Total	\$	-
MARTY MICHELLE HILLIARD Total	\$	-
MEDLER ELECTRIC COMPANY Total	\$	-
MICHAEL LEIGEB Total	\$	-
NANCY LYNN HOLTOM Total	\$	-
NAOMI CYNTHIA CALL Total	\$	-
POSTMASTER OF TRAVERSE CI Total	\$	-
RICHARD GEORGE FAST Total	\$	-
WILLIAM O'NEILL Total	\$	-
AARON ANTOINE Total	\$	(2.07)
BEVERLY NEAL Total	\$	(5.25)
MARC RYAN Total	\$	(10.00)
VALERIE LYNN WATKINS Total	\$	(12.00)
CHRIS BALLARD Total	\$	(12.50)
ZACHARY RYAN EGERER Total	\$	(12.50)
KARLIN GROCERY & DELI Total	\$	(16.00)
LEON JESSE VIETZKE Total	\$	(17.00)
JENNY EVANS Total	\$	(17.73)
IMAGESOFT, INC. Total	\$	(20.00)
LANA JO PAYNE Total	\$	(20.00)
SHELBY JIMINEZ Total	\$	(22.00)
PETER MONAHAN Total	\$	(30.00)
DAVID GERALD FRIEDLANDER Total	\$	(30.18)
ANN DYKSTRA Total	\$	(31.00)
DANTE NARTOLOMEO Total	\$	(31.22)
CODY MIKHAIL SMART Total	\$	(38.30)
ROBIN LYNN DEBUSCA Total	\$	(47.50)
SUNIL NAIR Total	\$	(50.00)
OLGA LU JOHNSON Total	\$	(74.47)
MICHIGAN ASSOCIATION FOR Total	\$	(75.00)
DOUBLETREE HOTEL Total	\$	(78.75)
JOHN DAVIS Total	\$	(109.91)
COMFORT INN (KALAMAZOO) Total	\$	(305.55)
DEREK WOOTON Total	\$	(500.00)

Grand Total	\$ 3,917,786.69
--------------------	------------------------



Meeting Date:	June 19, 2019		
Department:	Information Technology	Submitted By:	Ming Mays
Contract Email:	mmays@grandtraverse.org	Contract Telephone:	231.922.4787
Agenda Item Title:	Google GSuite and Google Apps Vault Renewal 7/8/2019-7/7/2020		
Estimated Time:		Laptop Presentation:	Yes <input type="checkbox"/> No <input type="checkbox"/>

Summary of Request:

In 2011 the County replaced an onsite mail server running Lotus Domino/Notes and an onsite anti spam server with the cloud based Google Suite platform. GSuite provides email, calendar, shared documents, spam/virus filtering, along with a separate archive of emails for ediscovery/freedom of information requests and other GSuite services. The County shares the GSuite and Google Vault system with 13th Circuit Court, 86th District Court and City of Traverse City.

Google continually adds new features to the platform without disruption to services. 757 accounts x \$73 = \$55,261.00 County, Courts and City accounts are charged \$73 per year.

The current breakdown of accounts:

AGENCY	No. of Account	Annual Cost (Per User)	Annual Cost
Grand Traverse County	581	\$ 73.00	\$ 42,413.00
City of Traverse City	161	\$ 73.00	\$11,753.00
Available Accounts	15	\$ 73.00	\$ 1,095.00

Microsoft offers a comparable cloud base solution called Office 365 from \$80.39 to \$221.76 per year.

Microsoft Office 365 License Types	Annual Cost (Per User)
Office 365 Enterprise G1 (Government Pricing)	\$ 80.39
Office 365 Enterprise G3 (Government Pricing)	\$ 221.76
Office 365 Enterprise G5 (Government Pricing)	\$ 388.08

The maintenance period covered is: 07/08/2019 to 07/07/2020. Google is not offering multi year renewal contracts.

Google works with through third party integrators reseller partner to provide the GSuite and Google Apps service. The County selected Onix Networking through a bid process in 2011 to assist with email migration and support of the system. Onix has provided excellent support and awarded as the North American Google Cloud Reseller Partner of the Year in 2019. The price for GSuite and Google Apps Vault does not change if another integrator is selected.

Suggested Motion:

Request approval to renew the Google App contract through Onix Networking in the amount of \$55,261.00.

Financial Information:

Total Costs:	\$55,261.00	General Fund Cost:	No	Included in budget:	Yes <input type="checkbox"/> No <input type="checkbox"/>
If not included in the budget, recommended funding sources:					
This section for Finance Director, Human Resources Director, Civil Counsel and Administration USE ONLY:					
Review:	Signature	Date			
Finance Director					
Human Resources Director					
Civil Counsel					
Administration:	Recommended:	Yes	No		
Miscellaneous:					
Attachments: Current Google Account Detail and Onix Google Renewal Proposal					

(revised 9-2016)

RESOLUTION

XX-2019

IT – Google GSuite and Google Apps Vault Renewal

WHEREAS, the Grand Traverse County Board of Commissioners met in regular session on June 19, 2019 and reviewed request of the IT Director to approve the Google GSuite and Google Apps Vault Renewal for the period July 8, 2019 through July 7, 2020, and,

WHEREAS, in 2011 the County replaced an onsite mail server running Lotus Domino/Notes and an onsite anti spam server with the cloud based Google Suite platform which provides email, calendar, shared document, spam/virus filtering, along with a separate archive of emails for ediscovery/freedom of information requests and other GSuite services; and,

WHEREAS, The maintenance period for the County, Courts and City is July 8, 2019 through July 7, 2020 for 757 accounts at \$73/each equaling \$55,261.00; and,

WHEREAS, Google works through third party integrators reseller partner to provide the GSuite and Google Apps Service and the County selected Onix Networking, who provides excellent support, through a bid process in 2011; and,

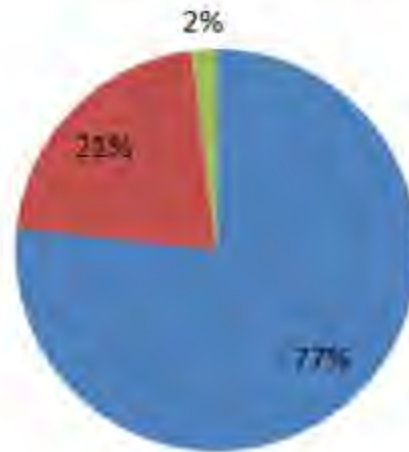
NOW, THEREFORE, BE IT RESOLVED BY THIS BOARD OF COMMISSIONERS, THAT Grand Traverse County approve the renewal of the Google GSuite and Google Apps Vault for the period July 8, 2019 through July 7, 2020, in the amount of \$55,261.

BE IT FURTHER RESOLVED THAT, the Board of Commissioners authorizes the Board Chair or County Administrator to effectuate the necessary documents to implement the Board authorized action.

APPROVED: June 19, 2019

Current Google Accounts

■ Grand Traverse County ■ City of Traverse City ■ Available Accounts



Department	Google Account
Administrator	4
Animal Control	5
Board of Commissioners	8
Brownfield	1
Circuit Court	17
City of TC	161
Commission on Aging	43
Community Corrections	6
Construction Code	13
County Clerk	12
Dept of Public Works	13
Dispatch	23
District Court	37
District Court - Probation	10
Drain Commissioner	2
EDC	1
Emergency Services	2
Environmental Health	12
Equalization	10
Facilities Management	8

Department	Google Account
Finance	6
FOC	26
Health Department	81
Human Resources	7
IT and Telecom	22
Jail	43
MSUE	3
Parks and Recreation	7
Probate and Family	8
Probate Court	4
Probate Court J	9
Probate Court V	2
Prosecuting Attorney	16
Register of Deeds	6
Resource Recovery	2
Senior Center	7
Sheriff	93
Treasurer	6
Veteran's Affairs	6
Grand Total	742



ONIX NETWORKING CORPORATION
 18519 Detroit Ave. • Lakewood, OH 44107
 (800) 664-9638 • Fax (216) 529-3020 • www.onixnet.com



Date:
6/13/2019
Contact:
Ming Mays
Email:
mmays@grandtraverse.org
Phone:
(231) 922-4787
Company Name:
Grand Traverse County
Address:
400 Boardman Avenue Traverse City, MI 49684

**Google G Suite
Solution Proposal**

Quote No:
JS053119-BM01
Onix Contact:
Name: Joy Speigal
Email: joy@onixnet.com
Phone: 216-767-5948
Account Manager: Brian Mansell
Email: brian@onixnet.com
Phone: (440) 552-4907
G Suite Domain:
grandtraverse.org

Price Quotation - G Suite				
Product Sku	Description	Price	Quantity	Extended Price
GAPPS-PREM-1USER-12MO	2019 Renewal: G Suite 12 month license/support term; 1 seat; Term Dates: 7/8/2019 - 7/7/2020	\$60.00	757	\$45,420.00
GAPPS-VAULT-1USER-12MO	2019 Renewal: Google Apps Vault 12 month license/support term; 1 seat; Term Dates: 7/8/2019 - 7/7/2020	\$13.00	757	\$9,841.00
Total				\$55,261.00

This quote expires in 30 days

Address Purchase Orders to:		Company Information:
Onix Networking Corp. 18519 Detroit Ave. Lakewood, OH 44107 (800) 664-9638 All prices are in US Dollars. Payment terms are Net 30 days from receipt of product and/or beginning of maintenance or support. The quote does not include sales taxes. If sales taxes are applicable to this order, they will be included on the invoice. This quotation, and any resulting sale or contract, is subject to and incorporates by reference the License Agreement for G Suite via Reseller Agreement: https://www.google.com/apps/intl/en/terms/reseller_premier_terms.html The Terms govern customer's access to and use of these services and products and shall not be superseded by any terms contained in a purchase order or any other agreement, unless agreed to and signed by both parties. Submission of an order to Onix Networking Corp. by returning this quote with signature and by submitting an order to Onix Networking Corp. by any other means, including a purchase order, constitutes a non-cancelable purchase.	DFAS: WInS (Web Invoicing System) GSA Finance Electronic Invoicing System	Onix Networking Corp. 18519 Detroit Ave. Lakewood, OH 44107 www.onixnet.com Cage Code: 0ZZJ6 D&B Number: 80-7896121 Federal ID Number: 34-1729033 Status: Small Business

Onix Networking - Confidential Information

By signing this quote, I acknowledge that I am authorized to execute this order on behalf of customer and have carefully read, understand and fully agree to the terms and conditions.

Signature: _____
 Print Name: _____
 Title: _____
 Date: _____



Action Request

Meeting Date:	June 19, 2019		
Department:	Finance	Submitted By:	Dean Bott
Contact E-Mail:	dbott@grandtraverse.org	Contact Telephone:	922-4680
Agenda Item Title:	2019 Tax Rate Request (L-4029)		
Estimated Time:	5 minutes <small>(in minutes)</small>	Laptop Presentation:	<input type="radio"/> Yes <input checked="" type="radio"/> No

Summary of Request:

The 2019 Millage reduction Fraction Calculations were prepared by the Equalization Director pursuant to MCL 211.34d, "Headlee". The criteria under State Statute requires the County's various authorized millage levies to be reduced by a millage reduction fraction of 0.9954 for the 2019 Tax Year shown on the L-4029.

Suggested Motion:

The Grand Traverse County Board of Commissioners approve the 2019 Tax Rate Request and Millage Request Report attached, and further authorize the Board Chair and County Clerk to sign the L-4029.

Financial Information:

Total Cost:		General Fund Cost:		Included in budget:	<input type="radio"/> Yes <input type="radio"/> No
-------------	--	--------------------	--	---------------------	--

If not included in budget, recommended funding source:

This section for Finance Director, Human Resources Director, Civil Counsel, and Administration USE ONLY:

Reviews:	Signature	Date
Finance Director		
Human Resources Director		
Civil Counsel		

Administration:	<input type="checkbox"/> Recommended	Date:	
------------------------	--------------------------------------	-------	--

Miscellaneous:

Attachments:

Attachment Titles:

RESOLUTION

XX-2019

2019 Tax Rate Request - L-4029

WHEREAS, the 2019 Millage Reduction Fraction Calculations were prepared by the Equalization Director pursuant to MCL 211.34d, “Headlee”, and

WHEREAS, the criteria under Michigan statute requires the County’s various authorized millage levies to be reduced by a millage reduction fraction of 0.9954 for the 2019 Tax year as shown on the L-4029;

NOW, THEREFORE, BE IT RESOLVED BY THIS BOARD OF COMMISSIONERS, THAT Grand Traverse County approves the 2019 Tax Rate Request and Millage Request Report attached, and further authorizes the Board Chairperson and the County Clerk to sign the L-4029.

APPROVED: June 19, 2019

2019 Tax Rate Request (This form must be completed and submitted on or before September 30, 2019)

MILLAGE REQUEST REPORT TO COUNTY BOARD OF COMMISSIONERS

Carefully read the instructions on page 2.

This form is issued under authority of MCL Sections 211.24e, 211.34 and 211.34d. Filing is mandatory; Penalty applies.

County(ies) Where the Local Government Unit Levies Taxes Grand Traverse County	2019 Taxable Value of ALL Properties in the Unit as of 5-28-19 5,368,654,721
Local Government Unit Requesting Millage Levy Grand Traverse County	For LOCAL School Districts: 2019 Taxable Value excluding Principal Residence, Qualified Agricultural, Qualified Forest, Industrial Personal and Commercial Personal Properties.

This form must be completed for each unit of government for which a property tax is levied. Penalty for non-filing is provided under MCL Sec 211.119. The following tax rates have been authorized for levy on the 2019 tax roll.

(1) Source	(2) Purpose of Millage	(3) Date of Election	(4) Original Millage Authorized by Election Charter, etc.	(5) ** 2018 Millage Rate Permanently Reduced by MCL 211.34d "Headlee"	(6) 2019 Current Year "Headlee" Millage Reduction Fraction	(7) 2019 Millage Rate Permanently Reduced by MCL 211.34d "Headlee"	(8) Sec. 211.34 Truth in Assessing or Equalization Millage Rollback Fraction	(9) Maximum Allowable Millage Levy *	(10) Millage Requested to be Levied July 1	(11) Millage Requested to be Levied Dec. 1	(12) Expiration Date of Millage Authorized
Allocated	Operating	11/15/74	6.2000	4.9246	0.9954	4.9019	1.0000	4.9019	4.9019		None
Ex-Voted	Commission on Aging	08/05/16	0.5000	0.4939	0.9954	0.4916	1.0000	0.4916		0.4916	12/31/22
Ex-Voted	Senior Center	08/05/16	0.1000	0.0987	0.9954	0.0982	1.0000	0.0982		0.0982	12/31/22
Ex-Voted	Road Commission	11/08/16	1.0000	0.9881	0.9954	0.9835	1.0000	0.9835		0.9835	12/31/19
Ex-Voted	Veteran	11/08/16	0.1200	0.1185	0.9954	0.1179	1.0000	0.1179		0.1179	12/31/21
Ex-Voted	Animal Control	08/07/18	0.0370	0.0370	0.9954	0.0368	1.0000	0.0368		0.0368	12/31/20
Ex-Voted	Conservation District	08/07/18	0.1000	0.1000	0.9954	0.0995	1.0000	0.0995		0.0995	12/31/25

Prepared by James D. Baker	Telephone Number 231-922-4773	Title of Preparer Director of Equalization	Date 05/23/2019
--------------------------------------	---	--	---------------------------

CERTIFICATION: As the representatives for the local government unit named above, we certify that these requested tax levy rates have been reduced, if necessary to comply with the state constitution (Article 9, Section 31), and that the requested levy rates have also been reduced, if necessary, to comply with MCL Sections 211.24e, 211.34 and, for LOCAL school districts which levy a Supplemental (Hold Harmless) Millage, 380.1211(3).

<input type="checkbox"/> Clerk	Signature	Print Name	Date
<input type="checkbox"/> Secretary			
<input type="checkbox"/> Chairperson	Signature	Print Name	Date
<input type="checkbox"/> President			

* Under Truth in Taxation, MCL Section 211.24e, the governing body may decide to levy a rate which will not exceed the maximum authorized rate allowed in column 9. The requirements of MCL 211.24e must be met prior to levying an operating levy which is larger than the base tax rate but not larger than the rate in column 9.

** **IMPORTANT:** See instructions on page 2 regarding where to find the millage rate used in column (5).

Local School District Use Only. Complete if requesting millage to be levied. See STC Bulletin 3 of 2019 for instructions on completing this section.	
Total School District Operating Rates to be Levied (HH/Supp and NH Oper ONLY)	Rate
For Principal Residence, Qualified Ag, Qualified Forest and Industrial Personal	
For Commercial Personal	
For all Other	

AN ECONOMIC ENGINE

NLCMHA provides high quality, comprehensive behavioral healthcare to over **5,600** people in the six NLCMHA counties and over **400** people in the ten Northern Health Care Management (MI Choice Waiver) counties.

We also provide **2000+** face-to-face crisis interventions each year and answer **7,200** crisis calls.

As we leverage the federal, state and local investments necessary to bring healthcare to our most vulnerable citizens, we also generate economic gains within the communities served.

In 2018, NLCMHA:

**SUPPORTED MORE THAN
\$140.7 MILLION**

IN TOTAL ECONOMIC ACTIVITY

DIRECT impacts
from the delivery of services
to individuals through a
variety of revenue sources

\$71.0
million



INDIRECT impacts
generated from their
economic activities*

\$69.7
million

Indirect impacts result from the economic activity that staff and providers bring to the region through their wages, including the state income taxes, property taxes, and sales taxes that they pay. NLCMHA employees buy goods and services in their community, supporting local businesses and making an indirect economic impact, or “ripple effect”.

**SUPPORTED MORE THAN
641 JOBS**

IN NORTHERN MICHIGAN

DIRECT employees
of NLCMHA

310

INDIRECT
jobs supported in the
community*

331



These are for grocers, beauticians, electricians, painters, bankers, etc. supported through the “ripple effect.”

* Estimates use the Regional Input-Output Modeling System (RIMS II) multiplier developed by the Bureau of Economic Analysis, U.S. Dept of Commerce.



Action Request

Meeting Date:	June 19, 2019		
Department:	Commission on Aging	Submitted By:	Cindy Kienlen
Contact E-Mail:	ckienlen@grandtraverse.org	Contact Telephone:	922-4688
Agenda Item Title:	Reclassification of Assessment/Scheduling Specialist/Auditor Position		
Estimated Time:		Laptop Presentation:	<input type="radio"/> Yes <input checked="" type="radio"/> No
	(in minutes)		

Summary of Request:

The Current Scheduler/Auditor position has had high turnover, with four people in the last 18 months. The reason is due to the complexity of the work required. In November 2017, the auditing component of the Scheduler position was added due to forecasting the need to audit records when they became electronic. The Scheduler requires knowledge of staff qualifications and competencies to match them with the physical and environmental needs of the client.

To conduct audits of electronic documentation it requires competency in National Committee for Quality Assurance (NCQA) guidelines and an understanding and ability to identify appropriate ICD 10 codes, requiring a medical background.

The classification level and job requirements have been unable to capture a candidate who can perform at the level the position requires.

The solution is to find a more qualified candidate who can understand the myriad of psychosocial and health dynamics surrounding our clients. Completion of in-home assessments, requiring a licensed professional would be an essential component to this position, along with the ability to audit medical agency records.

This will require a change from Classification D to H in our current pay scale.

Suggested Motion:

Motion to approve the reclassification of the Assessment/Scheduling Specialist/Auditor Position to a grade level H and an adjustment to the COA staffing budget.

Financial Information:

Total Cost:	20,000 yearly	General Fund Cost:	0	Included in budget:	<input type="radio"/> Yes <input checked="" type="radio"/> No
-------------	---------------	--------------------	---	---------------------	---

If not included in budget, recommended funding source:

This section for Finance Director, Human Resources Director, Civil Counsel, and Administration USE ONLY:

Reviews:	Signature	Date
Finance Director		
Human Resources Director		
Civil Counsel		
Administration:	<input type="checkbox"/> Recommended	Date:
Miscellaneous:		

Attachments:

Attachment Titles:

RESOLUTION

XX-2019

Commission on Aging

Request for Classification Amendment - Assessment/Scheduling Specialist/Auditor Position

WHEREAS, The Grand Traverse County Board of Commissioners met in regular session on June 19, 2019, reviewed the recommendation from the Director of Commission on Aging to approve the classification amendment of the Assessment/Scheduling Specialist/Auditor position and adjust the Commission on Aging staffing budget accordingly; and,

WHEREAS, The current position has had high turnover, with four people in the last 18 months due to the complexity of the work required; and,

WHEREAS, in November 2017 the auditing component of the scheduler position was added due to the forecasting the need to audit records when they became electronic; and,

WHEREAS, to conduct these audits requires competency in National Committee for Quality Assurance guidelines and understanding and ability to identify appropriate IDC 10 codes, requiring a medical background; and,

WHEREAS, The Commission on Aging Director along with the Human Resources Director identified the requirements of the Assessment/Scheduling Specialist/Auditor and reevaluated the position based on a more realistic set of criteria for the position which brings the position to the Grade Level H in our current pay scale; and,

WHEREAS, we request approval of the Assessment/Scheduling Specialist/Auditor position, to be reclassified as a Grade Level H in our current pay scale resulting in an increase of \$20,000 annually in the Commission on Aging staffing budget.

NOW, THEREFORE, BE IT RESOLVED BY THIS BOARD OF COMMISSIONERS, THAT Grand Traverse County approve the reclassification to the Assessment/Scheduling Specialist/Auditor position, to a Grade Level H in our current classification plan and resulting in an increase of \$20,000 annually in the Commission on Aging staffing budget.

APPROVED: June 19, 2019



GRAND TRAVERSE COUNTY, MI ASSESSMENT/SCHEDULING SPECIALIST/ AUDITOR JOB DESCRIPTION

Title:	Assessment/Scheduling Specialist/Auditor
---------------	---

GENERAL SUMMARY

The ideal candidate is an RN or LPN, who is a self-starter with the ability to work independently and take initiative when in the best interest of the client or the Department. The employee will provide varied and complex support and customer service assistance requiring significant clinical knowledge and full understanding of departmental programs and activities.

The primary functions of this position include scheduling, completing assessments on high risk clients, and auditing of electronic records.

Scheduling community based services provided by the Grand Traverse County Commission on Aging (GTCOA) field staff to their clients, including home based health care, respite care, and housecleaning. Responsible for coordinating up to 24 schedules by the day, week and month.

Includes building new schedules and modifying schedules using MEDsys software.

In this role it is important to understand the complexity of the client's physical conditions and challenging environmental situations in the home complicated by family dynamics. Initial in home assessments will be part of the daily work flow.

Developing/modifying appropriate audit tool for client documentation. Providing weekly reports of auditing results.

The employee works as part of the COA team and is responsible for ensuring that the team meets its objectives of providing superior customer service to our clients.

The employee must meet the minimum requirements, conditions of employment, and be able to perform successfully all essential duties and responsibilities with or without reasonable accommodations.

PRIMARY DUTIES AND RESPONSIBILITIES (may include but are not limited to the following)

- Schedules client home based services provided by the COA field staff.
- Provides assessments in home for high risk clients.
- Schedules and maintains MEDsys staffing calendars.
- Contacts clients daily via telephone to inform and discuss scheduling of services.
- Assists in developing audit tools and modifications as needed.
- Responsible for the audit process of staff documentation in the COA's Electronic Client Record (MEDsys).
- Processes, compiles, researches, and analyzes information, and prepares and verifies reports, correspondence, and other documents utilizing applicable software, within established procedures.
- Provides comprehensive customer service, including delivery of accurate, prompt, and courteous assistance on policies, guidelines, and standard practices to clients.
- Enters, verifies, and reconciles information and data. May develop spreadsheets, databases, or reports.
- Creates forms, calendars, and/or other collateral materials in support of COA operations and activities.
- Demonstrated proficiency in Excel and Microsoft office.
- Participates in weekly staff meetings, training sessions, and/or other related meetings.

EDUCATION, FORMAL TRAINING, AND EXPERIENCE (minimum requirements)



GRAND TRAVERSE COUNTY, MI

ASSESSMENT/SCHEDULING SPECIALIST/ AUDITOR JOB DESCRIPTION

- Licensed Practical Nurse or Registered Nurse with valid Michigan license without restrictions
- Bachelor's degree preferred
- Experience working with scheduling software
- Auditing experience preferred

DISTINGUISHING CHARACTERISTICS

Requires strong electronic skills and the confidence to work independently and train/coach others. Able to work effectively in a team environment. Effective in conflict resolution.

PHYSICAL DEMANDS, WORK ENVIRONMENT, AND OTHER REQUIREMENTS

- May be required to reach with hands and arms; sit; stand; stoop, kneel, or crouch; talk and hear; smell; use hands to finger, handle, or feel.
- Work is performed in an office environment.
- May occasionally be required to lift/move up to 50 pounds (such as a box of paper).

KNOWLEDGE, SKILLS, ABILITIES, COMPETENCIES (minimum requirements)

- Demonstrated ability in computer technology and software
- Knowledge and understanding of ICD 10 codes
- Experience in assessment skills
- Demonstrated competencies as a clinician in the medical field
- Demonstrated competency in Word and Excel.
- Interpersonal skills necessary to work courteously and effectively with other employees and clients.
- Sensitivity to the needs of older adults
- Ability and commitment to learn new skills and principles of nursing necessary to carry out assigned functions and responsibilities
- Ability to work independently
- Ability to use sound judgment to detect unusual, harmful, or emergency situations and act accordingly
- Ability to comprehend, process and apply both verbal and written skills appropriate to the job, including the consistent documentation of care provided to clients with each visit
- Ability to consistently demonstrate honest ethics and judgment
- Ability to maintain the confidentiality of information and professional boundaries
- Ability to use County resources effectively and efficiently
- Ability to be part of a team working with an off-site Supervisor



Action Request

Meeting Date:	June 19, 2019		
Department:	Administration	Submitted By:	Nate Alger
Contact E-Mail:		Contact Telephone:	922-4781
Agenda Item Title:	Fireworks Funding Requests		
Estimated Time:		Laptop Presentation:	<input type="radio"/> Yes <input checked="" type="radio"/> No
	(in minutes)		

Summary of Request:

We have received requests from the Fife Lake Chamber of Commerce and the Traverse City Boom Boom Club, asking for donations to their 4th of July Fireworks Programs this year.

In 2011-2015, Grand Traverse County made donations toward the Fife Lake and Traverse City fireworks programs amounting to \$10,000. No donations were made in 2016, 2017 or 2018 and no funds have been budgeted for 2019.

Both requests are attached for your consideration.

Suggested Motion:

Financial Information:

Total Cost:		General Fund Cost:		Included in budget:	<input type="radio"/> Yes <input checked="" type="radio"/> No
-------------	--	--------------------	--	---------------------	---


If not included in budget, recommended funding source:

This section for Finance Director, Human Resources Director, Civil Counsel, and Administration USE ONLY:

Reviews:	Signature	Date
Finance Director		
Human Resources Director		
Civil Counsel		
Administration:	<input type="checkbox"/> Recommended	Date:
Miscellaneous:		

Attachments:

Attachment Titles:



Hello!

Spring is here and before you know it "The Best 4th in the North will be here as well!

I am writing on behalf of the Fife Lake Chamber of Commerce/ Best 4th in the North to request a donation for \$1,000 to go toward the cost of the Fire Works and Festival activities. We have events scheduled from Thursday, July 4th thru Saturday July 6th. Our fireworks show will be a little bigger than last year which means the cost for the event and insurance costs will be higher. The Best 4th in the North committee's plan is to provide a great time for all. Your contribution will help make that happen. All Sponsors will be posted during the Festival.

If you have any suggests for events or know of anyone that would like to help by participating or sponsoring the Best 4th in the North, we would love to hear them. **We are grateful for your continued support!**

Please mail your donation to: Fife Lake Chamber of Commerce
P.O. Box 283
Fife Lake, Michigan 49633

We look forward to hearing from you!

Gail Burdzy, Chamber Treasurer
(231) 755-6755
Burdzygail1@gmail.com

Fife Lake's Best 4th in the North
Schedule of Events:

Thursday, July 4

- 8am: Warrior Run
 (Starts at elementary school)
 9am - 8pm: Farmers Market
 10am: North Country Trail Guided Hike
 (Meet at Mirror Lake parking lot, 4th St.)
 11am - 4pm: Strawberry Social
 (Proceeds go to the Forest Area Band)
 11:30am till gone: Historical Society
 Buffalo BBQ
 11pm - 6pm: Historical Society Venues Open
 (Museum, Schoolhouse & Fire Barn)



Patriot Train
12pm, 4pm, 6pm, 8pm

Live Music in the Park

- 5:30pm - 7:30pm: Straight Forward
 8pm - Dusk: The Offbeat Band

Parade 2:00pm

Fireworks at Dusk

(Rain Date: July 7)

*Thanks to everyone
 for supporting
 The Best 4th in the North!*

Fife Lake's Best 4th in the North
Schedule of Events:

Friday, July 5

- 11am - 6pm: Farmers Market
 10am: North Country Trail Guided Hike
 (Meet at Mirror Lake parking lot, 4th St.)
 11am - 4pm: Strawberry Social
 (Proceeds go to the Fife Lake Fire Dept.)
 12pm - 6pm: Music in the Park
 1pm - 6pm: Historical Society Venues Open
 (Museum, Schoolhouse & Fire Barn)

Live Music in the Park

- 12pm - 1:20pm: UP-3
 1:30pm - 2:50pm: Miss Karly
 3pm - 4:20pm: Harbour Hoedown
 4:30pm - 7pm: Triax (Tri-Ax-S)

Patriot Train



**12pm, 2pm,
 4pm, 6pm**

Movies in the Ballpark Dusk

Saturday, July 6

- 9am - 4pm: Farmers Market
 9am - 2pm: Car Show with DJ
 1pm - 4pm: Historical Society Venues Open
 (Museum, Schoolhouse & Fire Barn)

Boat Parade 8:00pm



Lighted Flares 10:15pm
Around Lake

Events Sponsored by:

**The Fife Lake Area
 Chamber of Commerce,
 Fife Lake Area Businesses, and
 Fife Lake Community**



Chris Cramer <ccramer@grandtraverse.org>

Be Part of the Boom!

2 messages

BoomBoom <BoomBoomClub@charter.net>
To: BoomBoomClubTC <boomboomclub@charter.net>

Tue, May 7, 2019 at 9:08 PM

**Traverse City Boom Boom Club
July 4, 2019**

What do you think of when you see the number 9? Baseball? Robert Redford's jersey number in "The Natural"? The square root of 3? The number 6 upside down?

How about 9 years of commemorating America's Independence Day and our veterans with some of the most spectacular up north fireworks you have ever seen.

Because of your support, The Traverse City Boom Boom Club will once again be celebrating the 4th of July with an awe-inspiring display of fireworks over Grand Traverse Bay. We hope this year's celebration is already in your hearts and minds....and on your calendars.

Enjoy awesome food provided by Maxbauers, lively music that will have your hearts thumping (feel free to sing or dance along), and an incredible fireworks display (synchronized to music) that will light up your eyes and the sky.

Tickets may be purchased online or at the door. See below for details.

And check out our reserved tables for 10. They are a great value and a great way to celebrate July 4th. Invite your family and friends to share in the fireworks experience with you. Or put a group together to participate. You just never know what surprises await.

Be part of the Boom! Please donate now. We need your support to keep the fireworks going. Together, we will make July 4th, 2019, a night to remember.

With sincerest thanks,

Your TCBBC Board of Directors

Tim Hinkley, President

Phil Andrus

Terry Carrithers

Maggie Hardy

Steve Horne

Mary Rogers

Trevor Tkach

Mark Wilson

To purchase tickets now for the 2019 Independence Day Fireworks:

Go to tcboomboom.org under "donation" tab, or contact us

at tcboomboomclub@gmail.com.

Traverse Magazine

Voted Red Hot Best 4th of July Fireworks four years in a row



This email has been checked for viruses by Avast antivirus software.

109



Action Request

Meeting Date:	6/19/2019		
Department:	Health	Submitted By:	Wendy Hirschenberger
Contact E-Mail:	whirsch@gtchd.org	Contact Telephone:	231-995-6101
Agenda Item Title:	2018 Grand Traverse County Medical Examiner Annual Report presentation		
Estimated Time:	10 <small>(in minutes)</small>	Laptop Presentation:	Yes

Summary of Request:

Dr. Joyce deJong, Chief Medical Examiner, and Wendy Hirschenberger, Health Officer, will be presenting highlights from the 2018 annual report for Grand Traverse County.

Suggested Motion:

Accept 2018 Grand Traverse County Medical Examiner Annual Report

Financial Information:

Total Cost:	N/A	General Fund Cost:	N/A	Included in budget:	yes
-------------	-----	--------------------	-----	---------------------	-----

If not included in budget, recommended funding source:

N/A

This section for Finance Director, Human Resources Director, Civil Counsel, and Administration USE ONLY:

Reviews:	Signature	Date
Finance Director		
Human Resources Director		
Civil Counsel		
Administration:	Recommended	Date:
<u>Miscellaneous:</u>		

Attachments: N/A

Attachment Titles: 2017 Medical Examiner Annual Report



ANNUAL REPORT 2018

Office of the Medical Examiner

Allegan, Barry, Calhoun, Grand Traverse, Kalamazoo, Leelanau,
Mason, Muskegon, Osceola, St. Joseph and Van Buren Counties

CONTENTS

MESSAGE FROM DR. JOYCE DEJONG	6
Department of Pathology Faculty	7
Which Deaths Do We Investigate?	8
Identification of Decedent	8
Indications for Complete Autopsy	9
What is the difference between Cause of Death and Manner of Death?	9
The Death Investigation Process	10
Cremation Permit Authorizations	11
Public Health and Safety	11
Terms	12
IMPORTANT NOTE REGARDING THE DATA IN THIS REPORT:	12
ALLEGAN COUNTY	13
Summary of All Allegan County Cases	13
Cremation Permit Authorizations, Allegan County	13
Manners of Death Reported, Allegan County	14
Deaths Reported by Age (in years), Allegan County	14
Pediatric Deaths, Allegan County	15
Accidental Deaths by Mechanism, Allegan County	15
Drug-Related Deaths by Manner, Allegan County	16
Drug-Related Accidental Deaths, Allegan County	16
Suicides, Allegan County	17
Homicides by Mechanism, Allegan County	17
BARRY COUNTY	18
Summary of All Barry County Cases	18
Cremation Permit Authorizations, Barry County	18
Manners of Death Reported, Barry County	19
Deaths Reported by Age (in years), Barry County	19
Pediatric Deaths, Barry County	19
Accidental Deaths by Mechanism, Barry County	20
Drug-Related Deaths by Manner, Barry County	20
Drug-Related Accidental & Indeterminate Deaths, Barry County	20
Suicides, Barry County	21
Homicides by Mechanism, Barry County	21
CALHOUN COUNTY	22

Summary of All Calhoun County Cases _____	22
Cremation Permit Authorizations, Calhoun County _____	22
Manners of Death Reported, Calhoun County _____	23
Deaths Reported by Age (in years), Calhoun County _____	23
Pediatric Deaths, Calhoun County _____	24
Accidental Deaths by Mechanism, Calhoun County _____	24
Drug-Related Deaths by Manner, Calhoun County _____	24
Drug-Related Accidental & Indeterminate Deaths, Calhoun County _____	25
Suicides, Calhoun County _____	27
Homicides by Mechanism, Calhoun County _____	27
GRAND TRAVERSE COUNTY _____	28
Summary of All Grand Traverse County Cases _____	28
Cremation Permit Authorizations, Grand Traverse County _____	28
Manners of Death Reported, Grand Traverse County _____	29
Deaths Reported by Age (in years), Grand Traverse County _____	29
Pediatric Deaths, Grand Traverse County _____	30
Accidental Deaths by Mechanism, Grand Traverse County _____	30
Drug-Related Deaths by Manner, Grand Traverse County _____	30
Drug-Related Accidental Deaths, Grand Traverse County _____	31
Suicides, Grand Traverse County _____	31
Homicides by Mechanism, Grand Traverse County _____	32
KALAMAZOO COUNTY _____	33
Summary of All Kalamazoo County Cases _____	33
Cremation Permit Authorizations, Kalamazoo County _____	33
Manners of Death Reported, Kalamazoo County _____	34
Deaths Reported by Age (in years), Kalamazoo County _____	34
Pediatric Deaths, Kalamazoo County _____	35
Accidental Deaths by Mechanism, Kalamazoo County _____	36
Drug-Related Deaths by Manner, Kalamazoo County _____	36
Drug-Related Accidental & Indeterminate Deaths, Kalamazoo County _____	37
Suicides, Kalamazoo County _____	39
Homicides by Mechanism, Kalamazoo County _____	40
LEELANAU COUNTY _____	41
Summary of All Leelanau County Cases _____	41
Cremation Permit Authorizations, Leelanau County _____	41
Manners of Death Reported, Leelanau County _____	42
Deaths Reported by Age (in years), Leelanau County _____	42

Pediatric Deaths, Leelanau County	42
Accidental Deaths by Mechanism, Leelanau County	43
Drug-Related Deaths by Manner, Leelanau County	43
Drug-Related Accidental Deaths, Leelanau County	43
Suicides, Leelanau County	43
MASON COUNTY	44
Summary of All Mason County Cases	44
Cremation Permit Authorizations, Mason County	44
Manners of Death Reported, Mason County	45
Deaths Reported by Age (in years), Mason County	45
Pediatric Deaths, Mason County	45
Suicides, Mason County	45
Accidental Deaths by Mechanism, Mason County	46
Drug-Related Deaths by Manner, Mason County	46
Drug-Related Accidental Deaths, Mason County	46
MUSKEGON COUNTY	47
Summary of All Muskegon County Cases	47
Cremation Permit Authorizations, Muskegon County	47
Manners of Death Reported, Muskegon County	48
Deaths Reported by Age (in years), Muskegon County	48
Pediatric Deaths, Muskegon County	49
Accidental Deaths by Mechanism, Muskegon County	49
Drug-Related Deaths by Manner, Muskegon County	49
Drug-Related Accidental & Indeterminate Deaths, Muskegon County	50
Suicides, Muskegon County	51
Homicides by Mechanism, Muskegon County	52
OSCEOLA COUNTY	53
Summary of Osceola County Cases	53
Cremation Permit Authorizations, Osceola County	53
Manners of Death Reported, Osceola County	54
Deaths Reported by Age (in years), Osceola County	54
Pediatric Deaths, Osceola County	54
Suicides, Osceola County	54
Accidental Deaths by Mechanism, Osceola County	55
Drug-Related Deaths by Manner, Osceola County	55
Drug-Related Accidental Deaths, Osceola County	55
ST. JOSEPH COUNTY	56

Summary of St. Joseph County Cases _____	56
Cremation Permit Authorizations, St. Joseph County _____	56
Manners of Death Reported, St. Joseph County _____	57
Deaths Reported by Age (in years), St. Joseph County _____	57
Pediatric Deaths, St. Joseph County _____	57
Accidental Deaths by Mechanism, St. Joseph County _____	58
Suicides, St. Joseph County _____	58
Drug-Related Deaths by Manner, St. Joseph County _____	59
Drug-Related Accidental Deaths, St. Joseph County _____	59
Homicides by Mechanism, St. Joseph County _____	59
VAN BUREN COUNTY _____	60
Summary of Van Buren County Cases _____	60
Cremation Permit Authorizations, Van Buren County _____	60
Manners of Death Reported, Van Buren County _____	61
Deaths Reported by Age (in years), Van Buren County _____	61
Pediatric Deaths, Van Buren County _____	61
Accidental Deaths by Mechanism, Van Buren County _____	61
Drug-Related Deaths by Manner, Van Buren County _____	62
Drug-Related Accidental Deaths, Van Buren County _____	62
Suicides, Van Buren County _____	62
Homicides by Mechanism, Van Buren County _____	62
ADDITIONAL SERVICES _____	63
Division of Neuropathology _____	63
Forensic Anthropology _____	63
Hospital/Private/Consultant Postmortem Examinations _____	63
Comparison of All Medical Examiner Serviced Counties, 2018 _____	64
Postmortem Examinations & Gift of Life Referrals, 2018 _____	64
Manners of Death, All Medical Examiner Serviced Counties, 2018 _____	65
Significant Death Statistics, 2018 _____	65

MESSAGE FROM DR. JOYCE DEJONG



The Annual Report for the Medical Examiner Office provides a statistical analysis and reporting of the deaths reported to our office in 2018 for Allegan, Barry, Calhoun, Grand Traverse, Kalamazoo, Leelanau, Mason, Muskegon, Osceola, St. Joseph and Van Buren Counties. On January 1, 2018, we began providing Barry County with medical examiner services. In April of 2018, we began providing medical examiner services to Osceola County. Our office serves as forensic pathology and forensic anthropology consultants to a number of other counties in Michigan and northern Indiana.

The National Association of Medical Examiners (NAME) accreditation standard requires 95% of examination reports to be completed within 60 days; however, our office is proud to say that, on average, over 85% of our examination reports are completed within 30 days, rather than 60 days. We provide answers to families, law enforcement, public health, and other interested parties 30 days sooner than most medical examiner offices, including our own just two years ago. In addition, we remain fully accredited by the National Association of Medical Examiners.

Much like 2016 and 2017, drug-related deaths, primarily from opioids, remained high in 2018. More so than any other counties in Michigan, we continue to participate in the Swift Toxicology for Opioid-Related Mortalities (STORM) surveillance project funded by the State of Michigan to allow public health and law enforcement rapid access to opioids showing up in their communities. Between these results, which are ready within a few days, and our autopsy reports, typically ready within 30 days, we provide data and reports to various agencies who are working to combat this crisis, a crisis that overall is showing no significant evidence that it is waning.

Each of our counties has a Child Death Review Team that meets with a frequency reflective of the number of child deaths in the county. Law enforcement, public health, child protective services, hospital personnel, school representatives and many others attend these meetings. When I cannot personally attend the meeting, another forensic pathologist is almost always able to step in to attend these meetings, working with others in the community to identify why children die and what can be done to prevent deaths in the future.

I am especially proud of our continued very high referral rate to Gift of Life for deaths occurring outside of a health care facility. In some counties, it appears the numbers declined a bit, but in reality, our referral process simply became more refined to include deaths that meet the criteria for donation of tissues, heart valves and corneas. Our partners at Gift of Life assure us that our counties remain amongst the top referring counties in the state, providing opportunities for families to possibly have their grief tempered by the knowledge that their loved one gave a gift that helped others.

Finally, and perhaps most importantly, I recognize that this document is full of numbers, tables and charts. It is not lost on us that each number represents the death of a person, someone who was possibly a parent, grandparent, spouse, child, relative or friend to others. The deaths also represent a loss to our communities. We dedicate this report to the memory of those lost and to those who have suffered the loss of a friend or relative in 2018.

Department of Pathology Faculty

Joyce L. deJong, DO

Chair and Professor

Medical Examiner

Joseph A. Prahlow, MD

Vice Chair and Professor

Deputy Medical Examiner

Theodore T. Brown, MD

Medical Director and Assistant Professor

Deputy Medical Examiner

Jered B. Cornelison, PhD

Assistant Professor

Forensic Anthropologist

Elizabeth A. Douglas, MD

Assistant Professor

Deputy Medical Examiner

Amanda O. Fisher-Hubbard, MD

Assistant Professor

Chief, Division of Neuropathology

Deputy Medical Examiner

Carolyn V. Isaac, PhD

Assistant Professor

Forensic Anthropologist

Brandy L. Shattuck, MD

Assistant Professor

Deputy Medical Examiner

Which Deaths Do We Investigate?

The Michigan Compiled Laws (MCL 52.202) require the county medical examiner or deputy county medical examiner to investigate the cause and manner of death of an individual under each of the following circumstances:

- The individual dies by violence.
- The individual's death is unexpected.
- The individual dies without medical attendance by a physician, or the individual dies while under home hospice care without medical attendance by a physician or a registered nurse during the 48 hours immediately preceding the time of death, unless the attending physician, if any, is able to determine accurately the cause of death.
- The individual dies as the result of an abortion, whether self-induced or otherwise.
- If a prisoner in a county or city jail dies while imprisoned, the county medical examiner or deputy county medical examiner, upon notification of the death of the prisoner, shall examine the body of the deceased prisoner.

We also consider the NAME standards in deciding which deaths to investigate, which include:

- Deaths due to violence.
- Known or suspected non-natural deaths.
- Unexpected or unexplained deaths when in apparent good health.
- Unexpected or unexplained deaths of infants and children.
- Deaths occurring under unusual or suspicious circumstances.
- Deaths of persons in custody.
- Deaths known or suspected to be caused by diseases constituting a threat to public health.
- Deaths of persons not under the care of a physician.

Identification of Decedent

In Michigan, MCL 52.205 requires a scientific identification in cases where visual identification of a decedent is impossible as a result of burns, decomposition, or other disfiguring injuries or the death is the result of an accident that involved two or more individuals who were approximately the same age, sex, height, weight, hair color, eye color and race. In these cases, the county medical examiner is required to verify the identity of the decedent through fingerprints, dental records, DNA or another definitive identification procedure.

"Show me the manner in which a nation cares for its dead and I will measure with mathematical exactness the tender mercies of its people, their respect for the laws of the land, and their loyalty to high ideals."

Sir William Ewart Gladstone

Indications for Complete Autopsy

The decision regarding whether a complete autopsy should be performed is based on the NAME Autopsy Performance Standards. Consequently, an autopsy is performed when the:

1. Death is known or suspected to have been caused by apparent criminal violence.
2. Death is unexpected and unexplained in an infant or child.
3. Death is associated with police action.
4. Death is apparently non-natural and in custody of a local, state, or federal institution.
5. Death is due to acute workplace injury.
6. Death is caused by apparent electrocution.
7. Death is by apparent intoxication by alcohol, drugs, or poison, unless a significant interval has passed and the medical findings and absence of trauma are well documented.
8. Death is caused by unwitnessed or suspected drowning.
9. Body is unidentified and the autopsy may aid in identification.
10. Body is skeletonized.
11. Body is charred.
12. Forensic pathologist deems a forensic autopsy is necessary to determine cause or manner of death, or document injuries/disease, or collect evidence.
13. Deceased is involved in a motor vehicle incident and an autopsy is necessary to document injuries and/or determine the cause of death.

What is the difference between Cause of Death and Manner of Death?

The cause of death is (a) the disease or injury that initiated the train of morbid events leading directly to death, or (b) the circumstances of the accident or violence that produced fatal injury.

Manner of death determination is something that originated in the United States. Unlike the cause of death, with thousands of possibilities, in Michigan, manner of death is limited to: *Natural, Suicide, Accident, Homicide* and *Indeterminate*. The fundamental purpose for determining the manner of death is for public health surveillance and vital statistics.

"The inference of manner is much like the inference of cause of death. One creates the equivalent of a differential diagnosis, ranks and prunes the possibilities, and comes to a conclusion as to which is most likely. The difference is in the degree to which the determination relies on external information. There is often little about a bullet-hole that tells one who created it; many wounds are equally consistent with homicide, suicide or even accident. It is necessary to consider investigational data, scene data and history."

- *Natural* deaths are due solely or nearly totally to disease and/or the aging process.
- *Accident* applies when an injury or poisoning (such as a drug overdose) causes death and there is little or no evidence that the injury or poisoning occurred with intent to harm or cause death. In essence, the fatal outcome was unintentional.
- *Suicide* results from an injury or poisoning as a result of an intentional, self-inflicted act.

- *Homicide* occurs when the death results from a volitional act committed by another person to cause fear, harm, or death. Intent to cause death is a common element but is not required for classification as a homicide. It has to be emphasized that the classification of homicide for the purpose of death certification is a "neutral" term and neither indicates nor implies criminal intent, which remains a determination within the province of legal processes.
- *Indeterminate* is a classification used when the information pointing to one manner of death is no more compelling than one or more other competing manners of death, in thorough consideration of all available information.

In general, when death involves a combination of natural processes and external factors, such as injury or poisoning, preference is given to the non-natural manner of death.

The Death Investigation Process

As we mentioned above, a medical examiner investigator responds to nearly all of the death scenes. The medical examiner investigator (MEI) is trained to recognize the vast majority of the deaths requiring postmortem examinations and, in those cases, immediately arranges for transport to WMed for a postmortem examination. Homicides, infant deaths, and drug overdoses are examples of the deaths that are immediately sent.

If the death does not appear to meet the requirements for a postmortem examination, the MEI contacts the on-call medical examiner to discuss the case before releasing the body to a funeral home. The MEI writes a report documenting their findings and uploads images obtained at the investigation. These reports and photos are reviewed by the medical examiner or deputy medical examiner.

The medical examiner or a deputy medical examiner is assigned to each case and generally uses one of the following approaches in each of the deaths for which our office is responsible:

- *Declined Jurisdiction*: A reported death classified as an attended natural death should be documented as a Declined Jurisdiction case.
- *Direct Release*: The body is released directly from the scene to the funeral home. The MEI at the scene views the body and collects information on the scene, medical history, and social history. This information is provided to the on-call medical examiner who may decide to release a body directly to the funeral home chosen by the family.
- *Storage*: The body will be taken to WMed for temporary storage until a funeral home has been chosen. If family cannot be found or if the family does not take responsibility for the disposition of the remains, an unclaimed remains process ensues.
- *External Examination*: An external examination includes a careful evaluation of the circumstances of the death and an examination of the external surfaces of the body, with possible laboratory/toxicology testing. This includes the production of a written report.
- *Limited Examination*: A limited examination generally is within an anatomic boundary (such as a brain only examination) to recover a foreign body or to answer specific questions. This type of examination may also include toxicology testing. This type of exam is rare and used in only special circumstances. This includes the production of a written report.

- *Complete Autopsy*: A complete examination includes external and internal examination, with toxicology. This includes the production of a written report.

Cremation Permit Authorizations

Michigan compiled law 52.210 requires funeral directors and embalmers to obtain a signed permit from the medical examiner for the county in which the death occurred. Our office reviews thousands of cremation permit requests each year. The requests for authorization to cremate involves reviewing the death certificate provided by the funeral director to ascertain that deaths that should have been reported to our office were, in fact, reported. Deaths that were not properly reported are investigated before cremation is authorized.

Public Health and Safety

The major purpose of the Medical Examiner's Office is to conduct death investigations. The information obtained from individual death investigations may also be studied collectively to gather information that may be used to address public health and safety issues. Our office participates with the Child Death Review Team in all counties, providing significant information regarding how children died with the goal of preventing future deaths.

An Elder Death Review Team is now operational in Kalamazoo County. As the process to identify and effectively review deaths of the elderly and vulnerable adults is improved, with a goal of identifying how to improve care for these populations in our communities, we plan to expand this to all of our counties. Public Act 171 of 2012 allows the Medical Examiner to create elder death review teams and it provides legal protections for members of the team.

Terms

- “MEI Scene Investigations” are those reported deaths for which an MEI went to the death scene.
- “Deaths Investigated” include MEI Scene Investigations as well as reported deaths that, while may not allow for a scene investigation, involved an investigation beyond the initial report of the death, usually in the form of a records review in response to information provided as part of a cremation request.
- The category “Referrals to Gift of Life” does not include in-hospital deaths reported to the Medical Examiner’s Office, which are referred to Gift of Life by hospital staff rather than the Medical Examiner’s Office.
- For “Accidental Deaths,” the subcategory “Vehicle” consists of deaths that were classified as transportation-related fatalities, and includes all forms of transport; drivers/operators, passengers and pedestrians; and types of death that might otherwise fall into a different sub-classification, such as vehicle fires and traumatic asphyxia.

IMPORTANT NOTE REGARDING THE DATA IN THIS REPORT:

The data reflects the county where the individual was pronounced dead rather than the county of residence or the county in which the incident leading to death might have occurred. If a motor vehicle collision occurs in County A, and an individual injured in the collision is transported to and eventually reported dead in County B, the death is reported to the Medical Examiner of County B. Consequently, counties with major medical centers typically have a much higher number of deaths with injuries that may have occurred in another county.

ALLEGAN COUNTY

Summary of All Allegan County Cases

	2010	2011	2012	2013	2014	2015	2016	2017	2018
<i>Total Deaths in the County</i>	607	549	602	657	705	753	745	788	772 ¹
<i>Deaths Reported to the ME</i>	164	172	162	182	193	176	203	188	197
<i>Deaths Investigated</i>	N/A	N/A	145	164	189	170	192	164	191
<i>MEI Scene Investigations</i>	147	155	143	160	177	152	174	158	185
<i>Death Certificates by ME</i>	98	83	78	76	97	77	85	76	88
<i>Bodies Transported to WMed</i>	80	68	63	58	74	66	62	69	72
<i>Complete Autopsy</i>	57	51	43	49	63	32	36	45	41
<i>Limited Autopsy</i>	4	2	6	1	2	2	5	2	2
<i>External Examination</i>	16	13	11	5	7	18	17	13	24
<i>Storage Only</i>	3	2	3	3	2	14	4	9	5
<i>Total Cases with Toxicology</i>	70	51	54	54	70	47	52	54	59
<i>Unidentified Remains After Exam</i>	0	0	0	0	2	1	0	0	1 ²
<i>Referrals to Gift of Life</i>	14	35	38	32	62	64	63	73	61
<i>Tissue Donations</i>	4	3	4	0	5	8	5	6	4
<i>Cornea Donations</i>	1	3	5	0	6	7	4	7	4
<i>Unclaimed Investigations</i>	0	2	2	1	2	3	1	2	2
<i>Exhumations</i>	0	0	0	0	0	0	0	0	0

Cremation Permit Authorizations, Allegan County

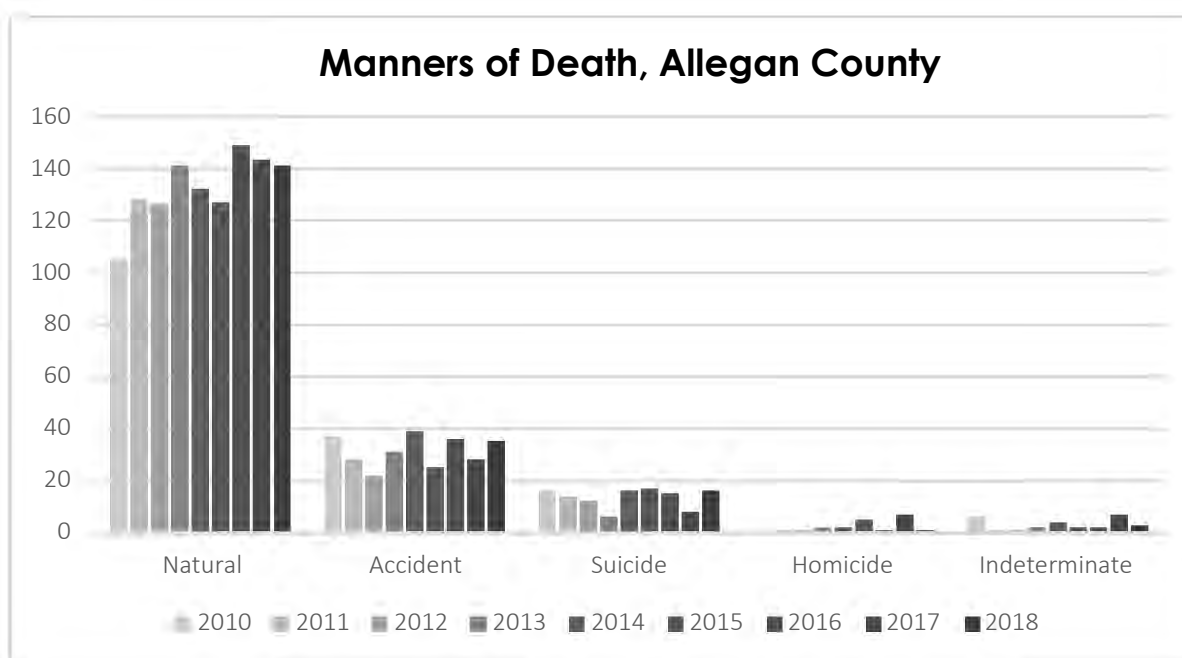
	2010	2011	2012	2013	2014	2015	2016	2017	2018
<i>Cremation Permits</i>	287	300	299	350	409	404	442	469	487
<i>% of Total Deaths with Cremation</i>	47%	55%	50%	53%	58%	54%	60%	59%	63%

¹ Provisional total number of deaths occurring in the county

² Unidentified human skull, non-forensic

Manners of Death Reported, Allegan County

	2010	2011	2012	2013	2014	2015	2016	2017	2018
<i>Natural</i>	105	128	126	141	132	127	149	143	141
<i>Accident</i>	37	28	22	31	39	25	36	28	35
<i>Suicide</i>	16	14	12	6	16	17	15	8	16
<i>Homicide</i>	0	1	1	2	2	5	1	2	1
<i>Indeterminate</i>	6	1	1	2	4	2	2	7	3 ¹
Total	164	172	162	182	193	176	203	188	196²



Deaths Reported by Age (in years), Allegan County

	< 1	1 - 5	6 - 10	11 - 17	18 - 25	26 - 44	45 - 64	65 +
2010	0	0	1	1	9	21	55	74
2011	1	0	1	3	9	14	49	95
2012	0	0	0	0	5	20	63	74
2013	2	0	0	0	7	17	57	99
2014	3	0	0	1	6	16	73	92

¹ (1) Drowning in river; (1) Probable complications of unknown neurologic disorder (family objected to exam); (1) Inhalation of products of combustion in house fire

² (1) Unidentified human skull not included, non-forensic

2015	0	1	1	5	7	15	59	87
2016	1	1	0	0	5	26	58	112
2017	4	1	0	2	3	17	54	106
2018 ¹	1	3	0	2	4	29	55	102

Pediatric Deaths, Allegan County

The six deaths of individuals under 18 years of age include:

1. <1 year old
 - a. (1) Skeletal dysplasia consistent with type 2 collagenopathy; natural
2. 1-5 years old
 - a. (1) Sudden Unexplained Death of Childhood (SUDC); natural
 - b. (1) Multiple injuries, bicyclist struck by motor vehicle; accident
 - c. (1) Bronchiolitis due to Parainfluenza 1 Virus; natural
3. 11-17 years old
 - a. (1) Multiple blunt force injuries, passenger in motor vehicle collision; accident
 - b. (1) Influenza Type A; natural

Accidental Deaths by Mechanism, Allegan County

	2010	2011	2012	2013	2014	2015	2016	2017	2018
<i>Vehicle</i>	15	12	13	9	11	10	9	12	12
<i>Drug-Related</i>	6	7	3	10	20	7	11	10	9
<i>Drowning</i>	1	2	0	1	1	0	1	3	3
<i>Fall</i>	7	4	2	7	5	5	10	3	10
<i>Fire</i>	3	2	3	1	0	0	0	0	0
<i>Environmental Exposure</i>	0	0	0	2	0	2	1	0	0
<i>Asphyxia</i>	3	2	1	0	0	0	2	0	2 ²
<i>Other</i>	2	0	0	2	2	1	2	0	0
Total	37	29	22	31	39	25	36	28	35³

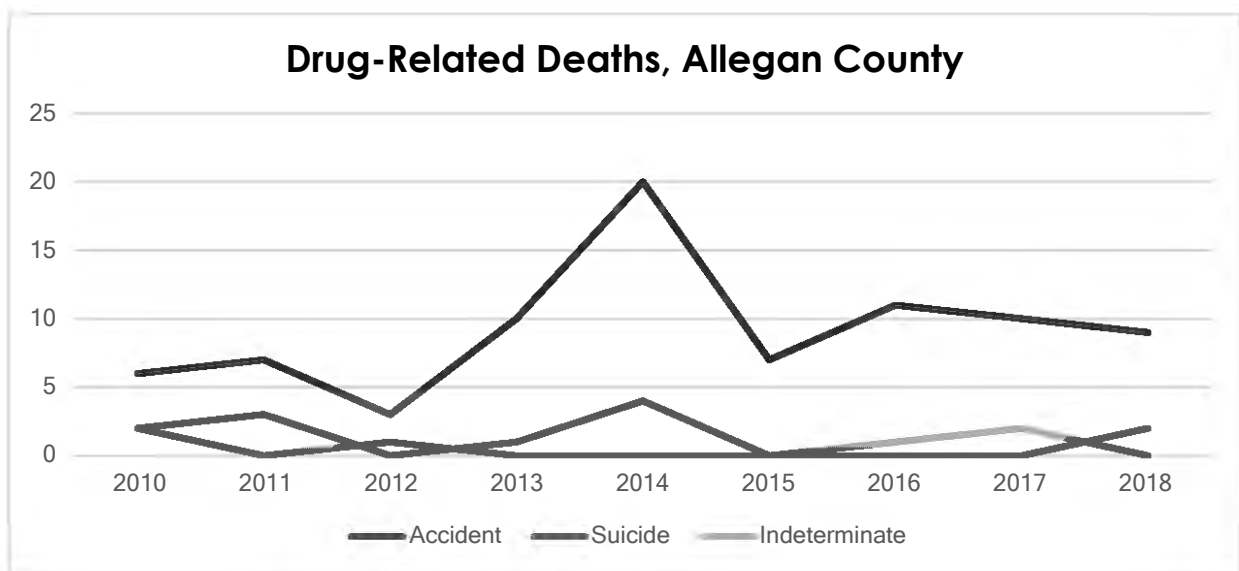
¹ (1) Unidentified human skull not included, unknown age

² (1) Asphyxia due to Compression; (1) Asphyxia due to choking

³ One death is categorized twice, as both drowning and drug-related

Drug-Related Deaths by Manner, Allegan County

	2010	2011	2012	2013	2014	2015	2016	2017	2018
<i>Accident</i>	6	7	3	10	20	7	11	10	9
<i>Suicide</i>	2	3	0	1	4	0	0	0	2 ¹
<i>Indeterminate</i>	2	0	1	0	0	0	1	2	0
Total	10	10	4	11	24	7	12	12	11
<i>% of Accidental and Indeterminate Deaths Involving Opioids</i>	N/A	N/A	N/A	N/A	N/A	86%	67%	50%	78%



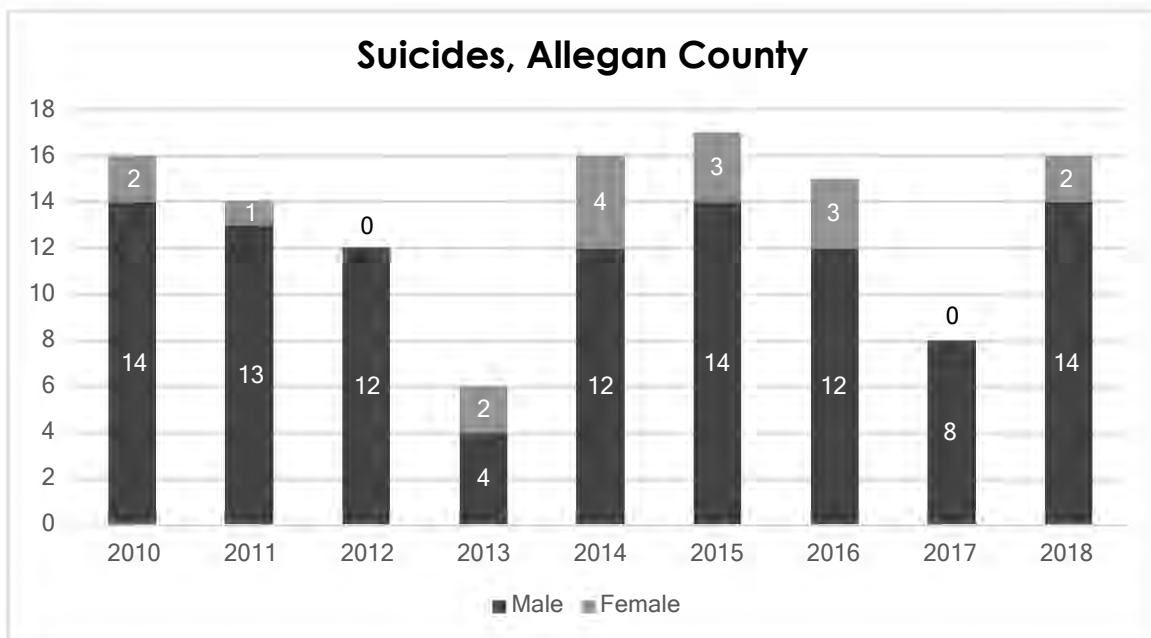
Drug-Related Accidental Deaths, Allegan County

Age	Sex	Race	Substances contributing to death	Opioid
23	M	W	Alcohol, diazepam, gabapentin, oxycodone	Y
27	M	W	Fentanyl, heroin	Y
32	M	W	Fentanyl, methadone, methamphetamine	Y
36	M	W	Fentanyl	Y
40	M	W	Methamphetamine	N
44	M	W	Acetylfentanyl, fentanyl, heroin	Y
49	M	W	Methamphetamine	N
52	F	W	Cocaine, fentanyl, methamphetamine	Y
72	M	W	Fentanyl	Y

¹ Both deaths involve multi-modality suicide; (1) Drowning associated with mixed drug intoxication; (1) Sharp force injuries associated with acute drug intoxication

Suicides, Allegan County

Year	Total	Male	Female	0 - 17	18 - 64	65 +
2010	16	14	2	0	13	3
2011	14	13	1	0	12	2
2012	12	12	0	0	10	2
2013	6	4	2	0	5	1
2014	16	12	4	0	13	3
2015	17	14	3	2	10	5
2016	15	12	3	0	12	3
2017	8	8	0	0	5	3
2018	16	14	2	0	14	2



Homicides by Mechanism, Allegan County

	2016	2017	2018
<i>Firearm</i>	0	1	1
<i>Homicidal Means</i>	0	1	0
<i>Other</i>	1	0	0
Total	1	2	1

BARRY COUNTY

Summary of All Barry County Cases¹

	2015	2016 ²	2018
<i>Total Deaths in the County</i>	416	399	390 ³
<i>Deaths Reported to the ME</i>	125	130	146
<i>Deaths Investigated</i>	118	124	131
<i>MEI Scene Investigations</i>	112	120	128
<i>Death Certificates by ME</i>	53	57	52
<i>Bodies Transported to WMed</i>	43	47	41
<i>Complete Autopsy</i>	35	37	25
<i>Limited Autopsy</i>	1	0	1
<i>External Examination</i>	6	8	12
<i>Storage Only</i>	1	2	3
<i>Total cases with Toxicology</i>	N/A	N/A	35
<i>Unidentified Remains After Exam</i>	N/A	N/A	0
<i>Referrals to Gift of Life</i>	40	48	44
<i>Tissue Donations⁴</i>	6	17	3
<i>Cornea Donations</i>	N/A	N/A	0
<i>Unclaimed Investigations</i>	1	0	1
<i>Exhumations</i>	N/A	N/A	0

Cremation Permit Authorizations, Barry County

	2018
<i>Cremation Permits</i>	262
<i>% of Total Deaths with Cremation</i>	67%

¹ Data for 2017 is not available at the time this report is authored

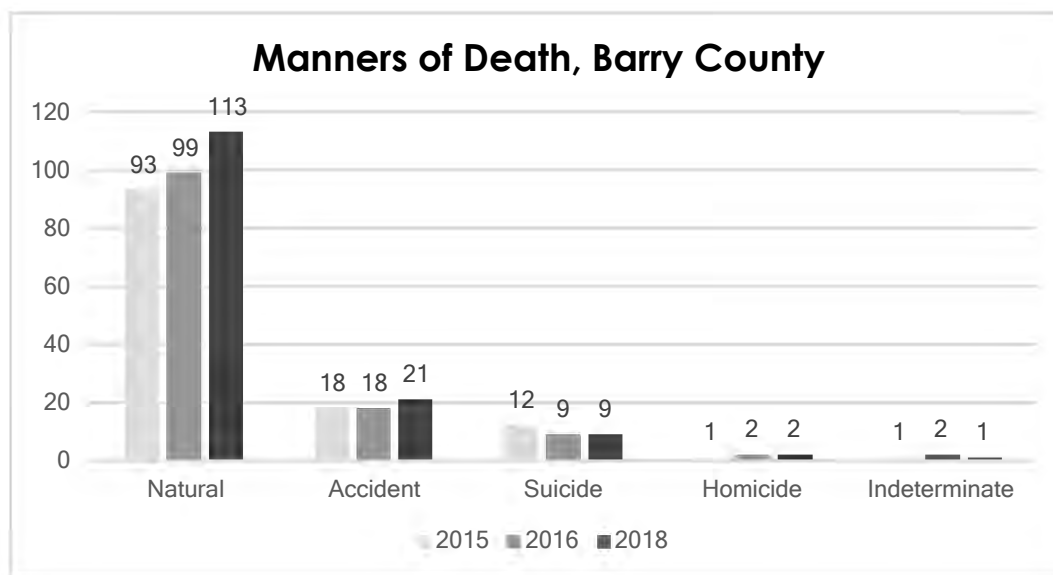
² Data from years 2015-2016 obtained from Sparrow Hospital

³ Provisional total number of deaths occurring in the county

⁴ 2016 and 2017 data include both tissue and cornea donations combined

Manners of Death Reported, Barry County¹

	2015	2016	2018
<i>Natural</i>	93	99	113 ²
<i>Accident</i>	18	18	21
<i>Suicide</i>	12	9	9
<i>Homicide</i>	1	2	2
<i>Indeterminate</i>	1	2	1 ³
Total	125	130	146



Deaths Reported by Age (in years), Barry County

	< 1	1 - 5	6 - 10	11 - 17	18 - 25	26 - 44	45 - 64	65 +
2018	2	0	0	1	0	8	46	89

Pediatric Deaths, Barry County

The three deaths of individuals under 18 years of age include:

1. <1 year old
 - a. (2) Stillbirth investigations (cremation permit authorizations)
2. 11-17 years old
 - a. (1) Gunshot wound of head; suicide

¹ Data from years 2015-2016 obtained from Sparrow Hospital

² Includes (2) stillbirth investigations (cremation permit authorizations)

³ (1) Mixed drug intoxication associated with coronary artery atherosclerosis

Accidental Deaths by Mechanism, Barry County

2018

<i>Vehicle</i>	7
<i>Drug-Related</i>	4
<i>Drowning</i>	0
<i>Fall</i>	8
<i>Fire</i>	0
<i>Environmental Exposure</i>	0
<i>Asphyxia</i>	1 ¹
<i>Other</i>	1 ²
Total	21

Drug-Related Deaths by Manner, Barry County

2018

<i>Accident</i>	4
<i>Suicide</i>	0
<i>Indeterminate</i>	1
Total	5
<i>% of Accidental and Indeterminate Deaths Involving Opioids</i>	40%

Drug-Related Accidental & Indeterminate Deaths, Barry County

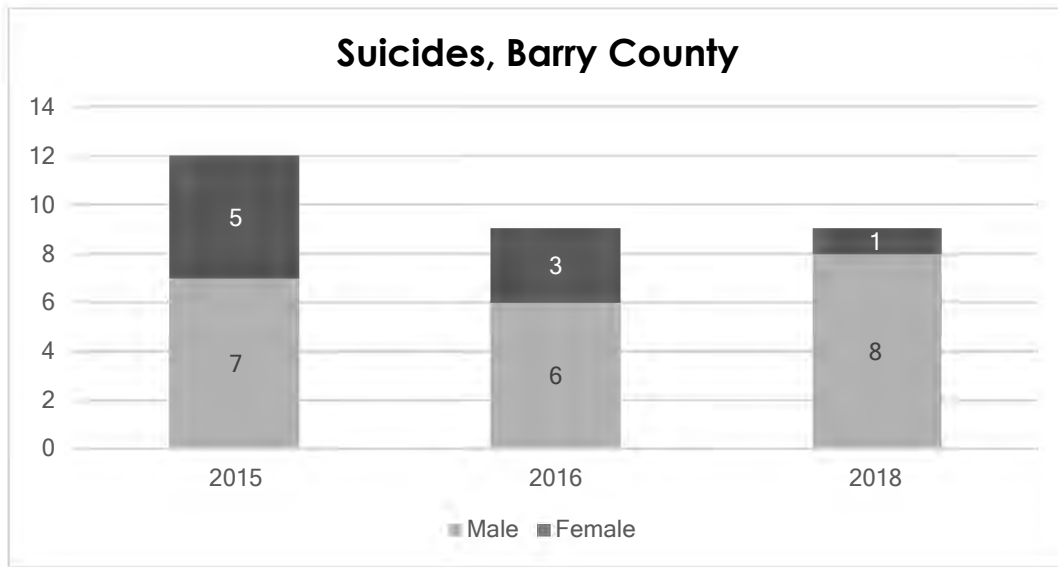
Age	Sex	Race	Substances contributing to death	Opioid
39	M	W	Diazepam, fentanyl, heroin, mitragynine	Y
40	M	W	Alcohol, amitriptyline, bupropion, cyclobenzaprine	N
42	M	W	Fentanyl	Y
56	M	W	Methamphetamine	N
58	M	W	Methamphetamine	N

¹ (1) Inhalation of motor vehicle exhaust

² (1) 1965 death, reportedly vehicle-related

Suicides, Barry County

Year	Total	Male	Female	0 - 17	18 - 64	65 +
2015	12	7	5	1	11	0
2016	9	6	3	1	6	2
2018	9	8	1	0	5	3



Homicides by Mechanism, Barry County

2018

<i>Firearm</i>	2
<i>Blunt Force Trauma</i>	0
<i>Other</i>	0
<i>Total</i>	2

CALHOUN COUNTY

Summary of All Calhoun County Cases

	2014	2015	2016	2017	2018
<i>Total Deaths in the County</i>	1,390	1,378	1,427	1,396	1,495 ¹
<i>Deaths Reported to the ME</i>	377	429	411	443	476
<i>Deaths Investigated</i>	335	392	361	400	416
<i>MEI Scene Investigations</i>	296	311	307	352	388
<i>Death Certificates by ME</i>	178	180	186	191	201
<i>Bodies Transported to WMed</i>	138	164	165	176	171
<i>Complete Autopsy</i>	103	109	103	102	103
<i>Limited Autopsy</i>	1	5	4	3	8
<i>External Examination</i>	20	28	36	46	39
<i>Storage Only</i>	14	20	22	25	21
<i>Total Cases with Toxicology</i>	122	131	113	141	140
<i>Unidentified Remains After Exam</i>	0	0	0	0	0
<i>Referrals to Gift of Life</i>	119	115	118	146	107
<i>Tissue Donations</i>	8	3	11	10	11
<i>Cornea Donations</i>	8	8	11	8	9
<i>Unclaimed Investigations</i>	13	8	11	23	24
<i>Exhumations</i>	1	0	0	0	0

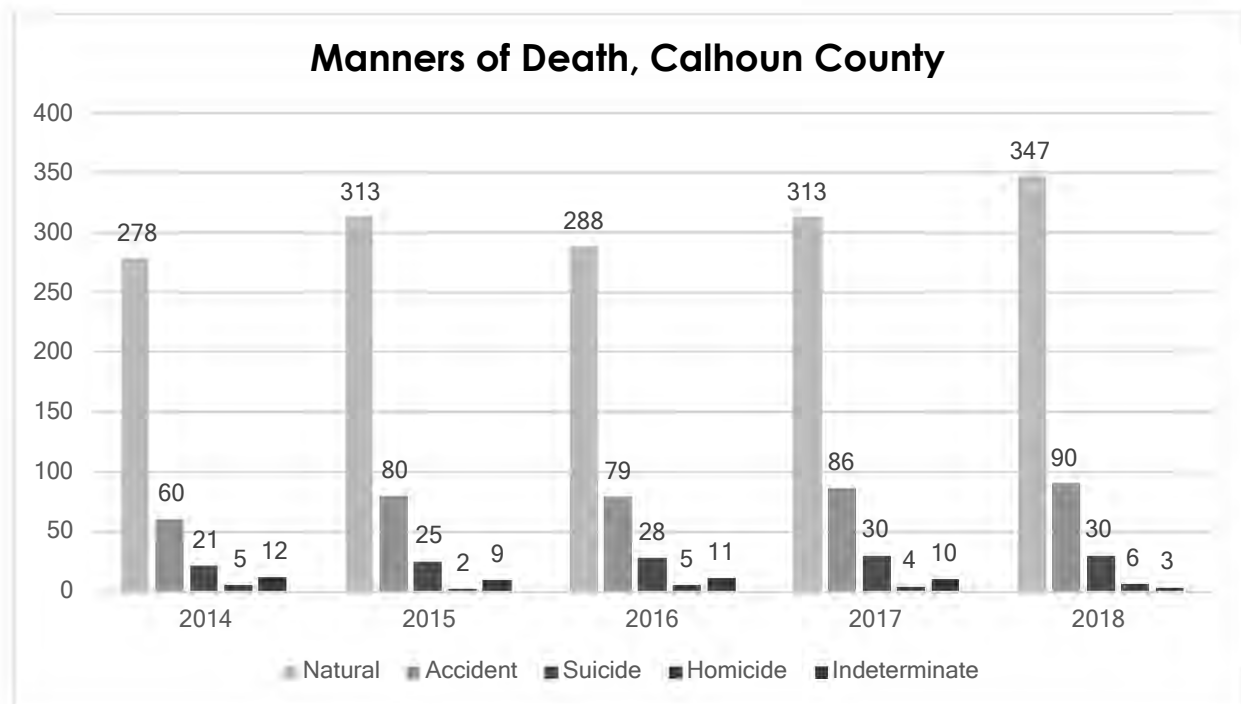
Cremation Permit Authorizations, Calhoun County

	2014	2015	2016	2017	2018
<i>Cremation Permits</i>	721	742	811	857	901
<i>% of Total Deaths with Cremation</i>	52%	54%	57%	61%	60%

¹ Provisional total number of deaths occurring in the county

Manners of Death Reported, Calhoun County

	2014	2015	2016	2017	2018
<i>Natural</i>	278	313	288	313	347 ¹
<i>Accident</i>	60	80	79	86	90
<i>Suicide</i>	21	25	28	30	30
<i>Homicide</i>	5	2	5	4	6
<i>Indeterminate</i>	12	9	11	10	3 ²
Total	377	429	411	443	476



Deaths Reported by Age (in years), Calhoun County

	< 1	1 - 5	6 - 10	11 - 17	18 - 25	26 - 44	45 - 64	65 +
2014	8	4	0	3	8	34	148	171
2015	9	0	1	6	11	59	128	215
2016	15	0	2	2	9	53	122	208
2017	15	1	1	1	14	65	140	206
2018	12	0	2	2	9	46	164	241

¹ Includes (11) stillbirth investigations (cremation permit authorizations)

² (2) Mixed drug intoxication; (1) Found deceased outdoors, unknown cause and manner of death

Pediatric Deaths, Calhoun County

The 16 deaths of individuals under 18 years of age include:

1. <1 year old
 - a. (11) Stillbirth investigations (cremation permit authorizations)
 - b. (1) Asphyxia due to unsafe sleep; accident
2. 6-10 years old
 - a. (1) Drowning, swimming pool; accident
 - b. (1) Adrenal crisis due to primary adrenal insufficiency; natural
3. 11-17 years old
 - a. (1) Asphyxia due to hanging; suicide
 - b. (1) Complications of metachromatic leukodystrophy; natural

Accidental Deaths by Mechanism, Calhoun County

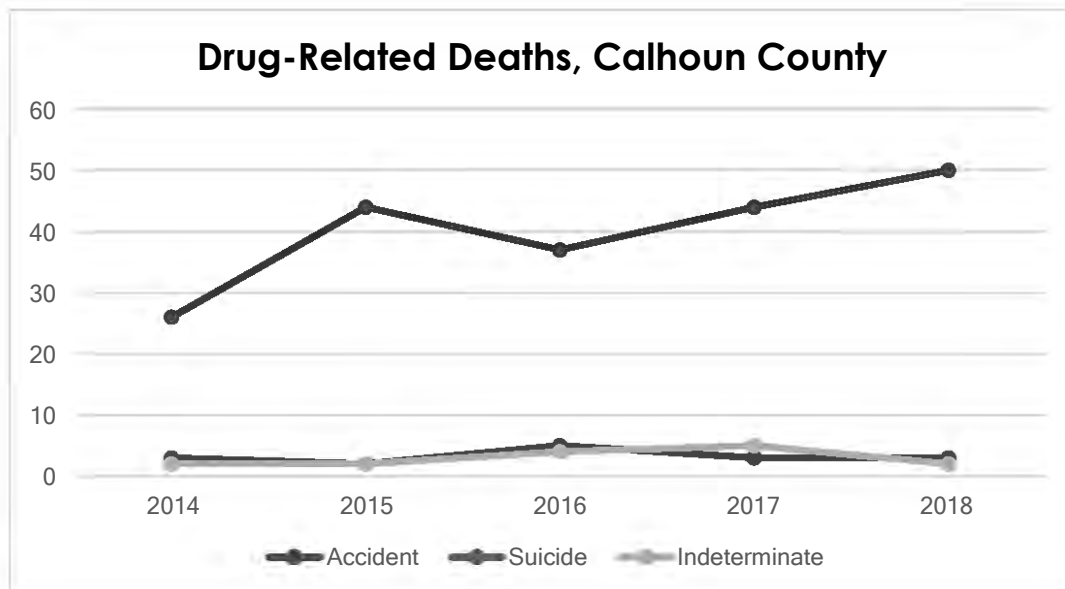
	2014	2015	2016	2017	2018
<i>Vehicle</i>	10	21	20	14	15
<i>Drug-Related</i>	26	44	38	44	50
<i>Drowning</i>	0	2	2	3	1
<i>Fall</i>	16	11	14	19	19
<i>Fire</i>	5	0	1	0	1
<i>Environmental Exposure</i>	2	0	0	0	0
<i>Asphyxia</i>	2	0	2	5	3 ¹
<i>Other</i>	1	1	2	1	1 ²
Total	62	81	79	86	90

Drug-Related Deaths by Manner, Calhoun County

	2014	2015	2016	2017	2018
<i>Accident</i>	26	44	37	44	50
<i>Suicide</i>	3	2	5	3	3
<i>Indeterminate</i>	2	2	4	5	2
Total	31	48	46	52	55
<i>% of Accidental and Indeterminate Deaths Involving Opioids</i>	N/A	91%	88%	94%	90%

¹ (1) Asphyxia due to unsafe sleep; (1) Autoerotic asphyxia hanging; (1) Traumatic asphyxia, pinned beneath vehicle

² (1) Exsanguination due to leg avulsion; entangled in bulldozer tracks



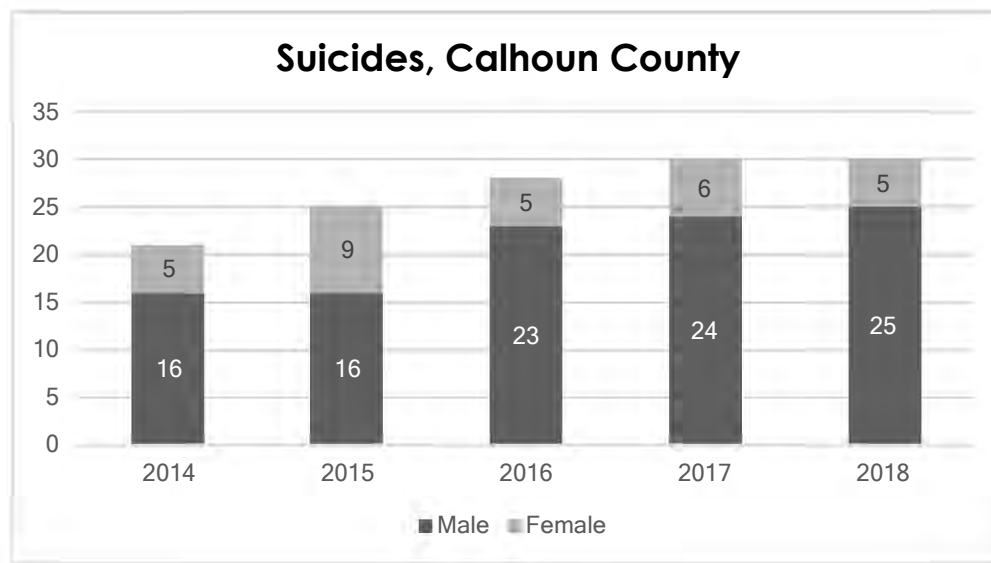
Drug-Related Accidental & Indeterminate Deaths, Calhoun County

Age	Sex	Race	Substances contributing to death	Opioid
25	M	W	Alcohol, cocaine, heroin	Y
26	M	W	Fentanyl, heroin, methamphetamine	Y
27	M	W	Fentanyl	Y
29	M	W	Alcohol, cocaethylene, cocaine, fentanyl	Y
32	F	W	Acetylfentanyl, fentanyl, heroin	Y
32	M	W	Alprazolam, fentanyl	Y
33	M	W	Acetylfentanyl, alcohol, diphenhydramine, fentanyl, heroin	Y
33	M	W	Cocaine, fentanyl, hydrocodone	Y
33	M	W	Alcohol, fentanyl, heroin	Y
35	F	W	Acetylfentanyl, alprazolam, diphenhydramine, fentanyl, heroin, hydrocodone	Y
35	F	W	Acetylfentanyl, alprazolam, fentanyl, methamphetamine, morphine, pregabalin	Y
36	F	W	Fentanyl, heroin	Y
38	F	W	Alprazolam, diphenhydramine, fentanyl, gabapentin, hydrocodone	Y
39	M	AA/B	Clonazepam, cocaine, fentanyl, heroin	Y
39	F	W	Fentanyl, heroin	Y
39	F	W	Hydrocodone	Y
40	M	W	Acetylfentanyl, fentanyl, heroin	Y
40	M	W	Alprazolam, fentanyl	Y
40	M	AA/B	Fentanyl	Y
41	M	W	Acetylfentanyl, fentanyl	Y

41	F	W	Acetylfentanyl, alcohol, fentanyl, morphine	Y
42	F	W	Amphetamine, benzodiazepines, and opioids	Y
42	M	W	Alcohol, heroin	Y
42	M	W	Methamphetamine	N
42	M	W	Fentanyl	Y
44	M	W	Acetylfentanyl, fentanyl	Y
44	F	W	Acetylfentanyl, clonazepam, fentanyl, heroin, tramadol	Y
45	F	W	Alprazolam, cyclobenzaprine, hydrocodone, pregabalin	Y
45	F	W	Acetylfentanyl, alcohol, cocaine, fentanyl	Y
45	M	W	Alprazolam, fentanyl	Y
49	M	W	Oxycodone, tramadol	Y
49	F	W	Cocaine	N
49	F	AA/B	Cocaine, opioids	Y
49	M	W	Cocaine, fentanyl	Y
49	F	AA/B	Cocaine	N
49	F	W	Cyclobenzaprine, fentanyl, gabapentin, hydroxyzine, morphine	Y
50	F	W	Acetylfentanyl, fentanyl, methamphetamine, nortriptyline, pregabalin	Y
50	M	W	Fentanyl, heroin, pregabalin	Y
50	M	W	Cocaine, fentanyl, gabapentin	Y
52	M	W	Fentanyl, morphine	Y
52	M	W	Cyclobenzaprine, fentanyl, morphine, trazodone	Y
53	M	W	Cocaine, fentanyl	Y
54	M	W	Diazepam, fentanyl, gabapentin, hydrocodone	Y
55	M	W	Alprazolam, cocaine, fentanyl, mirtazapine, tramadol	Y
56	F	W	Cyclobenzaprine, fentanyl	Y
57	M	W	Acetylfentanyl, alprazolam, fentanyl, heroin	Y
59	M	W	Cocaine, methamphetamine	N
60	F	W	Methamphetamine	N
63	F	W	Hydrocodone	Y
65	F	W	Alprazolam, duloxetine, mitragynine	Y
65	M	AA/B	Acetylfentanyl, alcohol, cocaine, fentanyl, morphine	Y
68	M	W	Fentanyl, nordiazepam, oxycodone	Y

Suicides, Calhoun County

Year	Total	Male	Female	0 - 17	18 - 64	65 +
2014	21	16	5	1	19	1
2015	25	16	9	2	16	7
2016	28	23	5	1	22	5
2017	30	24	6	0	23	7
2018	30	25	5	1	22	7



Homicides by Mechanism, Calhoun County

	2016	2017	2018
<i>Firearm</i>	2	3	3
<i>Blunt Force Trauma</i>	3	0	2
<i>Sharp Force Trauma</i>	0	0	1
<i>Other</i>	0	1	1 ¹
<i>Total</i>	5	4	6²

¹ (1) Blunt injuries and inhalation of products of combustion, house fire following assault

² One death is categorized twice, as cause of death included both blunt and sharp force injuries

GRAND TRAVERSE COUNTY

Summary of All Grand Traverse County Cases

	2017	2018
<i>Total Deaths in the County</i>	1,306	1,413 ¹
<i>Deaths Reported to the ME</i>	380	350
<i>Deaths Investigated</i>	249	252
<i>MEI Scene Investigations</i>	122	206
<i>Death Certificates by ME</i>	153	126
<i>Bodies Transported to WMed</i>	77	58
<i>Complete Autopsy</i>	56	45
<i>Limited Autopsy</i>	2	0
<i>External Examination</i>	19	13
<i>Storage Only</i>	0	0
<i>Total Cases with Toxicology</i>	73	53
<i>Unidentified Remains After Exam</i>	1	2 ²
<i>Referrals to Gift of Life</i>	44	37
<i>Tissue Donations</i>	4	3
<i>Cornea Donations</i>	4	2
<i>Unclaimed Investigations</i>	5	7
<i>Exhumations</i>	0	0

Cremation Permit Authorizations, Grand Traverse County

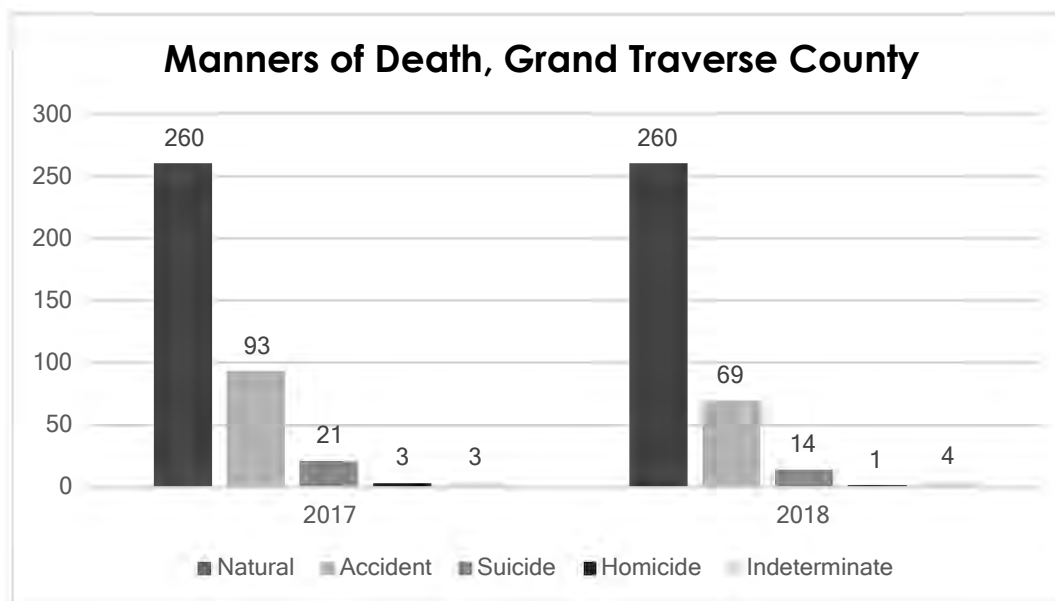
	2017	2018
<i>Cremation Permits</i>	1,005	1,108
<i>% of Total Deaths with Cremation</i>	76%	78%

¹ Provisional total number of deaths occurring in the county

² (2) Unidentified human skeletal remains, non-forensic, historical burials

Manners of Death Reported, Grand Traverse County

	2017	2018
<i>Natural</i>	260	260 ¹
<i>Accident</i>	93	69
<i>Suicide</i>	21	14
<i>Homicide</i>	3	1
<i>Indeterminate</i>	3	4 ²
Total	380	348³



Deaths Reported by Age (in years), Grand Traverse County

	< 1	1 - 5	6 - 10	11 - 17	18 - 25	26 - 44	45 - 64	65 +
2017	17	0	0	0	7	32	94	229
2018⁴	16	0	0	2	7	22	85	216

¹ Includes (11) stillbirth investigations (cremation permit authorizations)

² (2) Sudden Unexplained Infant Death (SUID) associated with unsafe sleep; (1) Dilated cardiomyopathy and chronic alcoholism associated with post-traumatic seizure disorder related to a reported assault years prior (details unknown); (1) Thermal injuries and inhalation of heated gases, house fire

³ Does not include (2) Unidentified human skeletal remains, non-forensic, historical burials

⁴ Does not include (2) Unidentified human skeletal remains, non-forensic, historical burials

Pediatric Deaths, Grand Traverse County

The 18 deaths of individuals under 18 years of age include:

1. <1 year old
 - a. (11) Stillbirth investigations (cremation permit authorizations)
 - b. (2) Sudden Unexplained Infant Deaths (SUIDs); indeterminate
 - i. Unsafe sleep, placed on pillow on adult bed
 - ii. Unsafe sleep, sleeping in rock'n'play
 - c. (1) Prematurity; natural
 - d. (1) Prematurity with Potter's Syndrome; natural
 - e. (1) Asphyxia due to bedsharing; accident
2. 11-17 years old
 - a. (1) Gunshot wound of head; suicide
 - b. (1) Hanging; suicide

Accidental Deaths by Mechanism, Grand Traverse County

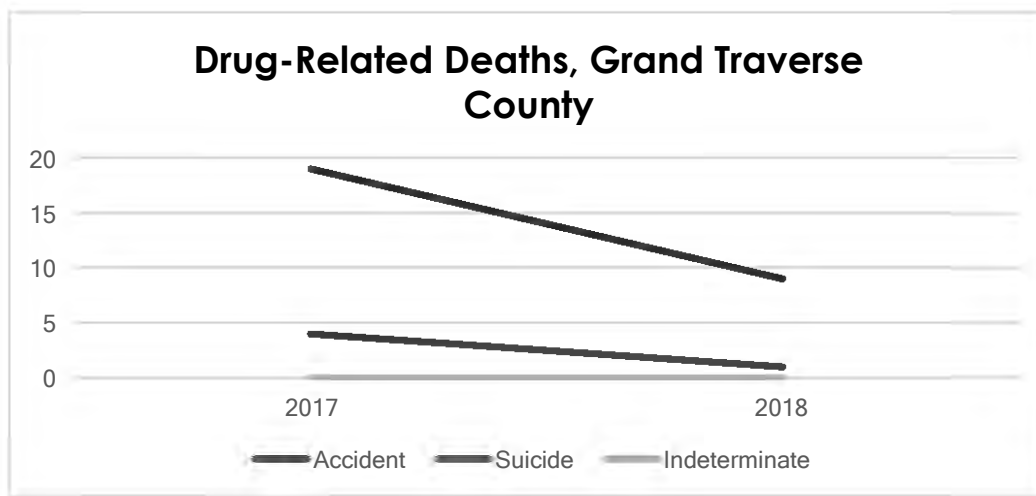
	2017	2018
<i>Vehicle</i>	23	15
<i>Drug-Related</i>	19	9
<i>Drowning</i>	2	2
<i>Fall</i>	44	35
<i>Fire</i>	2	1
<i>Environmental Exposure</i>	0	1
<i>Asphyxia</i>	1	3 ¹
<i>Other</i>	2	3 ²
Total	93	69

Drug-Related Deaths by Manner, Grand Traverse County

	2017	2018
<i>Accident</i>	19	9
<i>Suicide</i>	4	1
<i>Indeterminate</i>	0	0
Total	23	10
<i>% of Accidental and Indeterminate Deaths Involving Opioids</i>	84%	89%

¹ (2) Asphyxia due to choking; (1) Asphyxia due to bedsharing

² (1) Electrocutation (cherry picker contacted live power line); (1) Blunt force complications (cutaneous injury with infection); (1) Crushing injuries of chest, pinned between bucket and cab of tractor

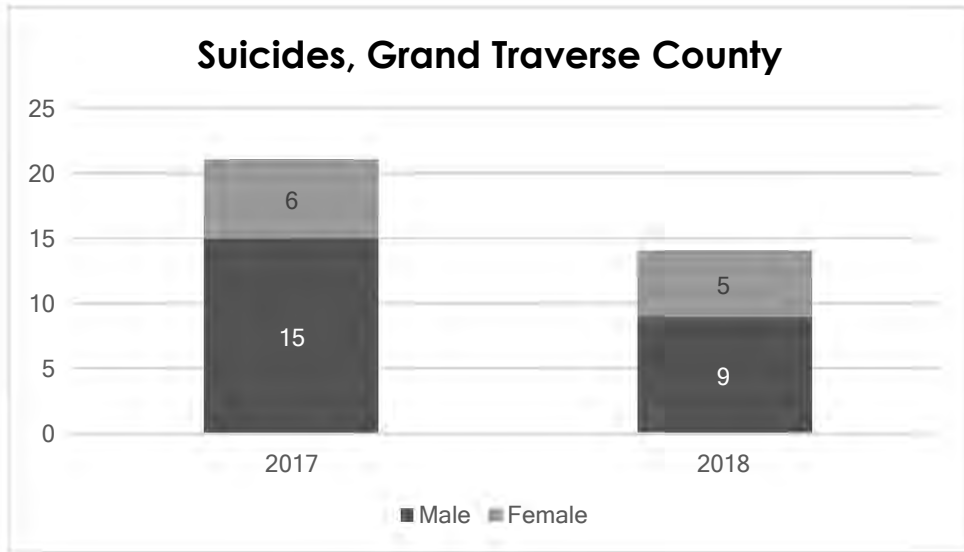


Drug-Related Accidental Deaths, Grand Traverse County

Age	Sex	Race	Substances Contributing to Death	Opioid
19	F	W	Acetylfentanyl, cocaine, fentanyl	Y
22	M	W	Opioid, NOS	Y
24	M	W	Mitragynine	Y
27	M	W	Acetylfentanyl, buprenorphine, cocaine, fentanyl	Y
28	M	W	Cocaine, heroin	Y
36	M	W	Fentanyl	Y
45	F	W	Clonazepam, fentanyl, morphine	Y
62	M	W	Butyrylfentanyl, cyclopropylfentanyl, fentanyl, furanylfentanyl, heroin, methoxyacetylfentanyl	Y
64	M	W	Cocaine	N

Suicides, Grand Traverse County

Year	Total	Male	Female	0 - 17	18 - 64	65 +
2017	21	15	6	0	15	6
2018	14	9	5	2	12	0



Homicides by Mechanism, Grand Traverse County

	2017	2018
<i>Firearm</i>	1	1
<i>Blunt Force Trauma</i>	1	0
<i>Sharp Force Trauma</i>	1	0
<i>Total</i>	3	1

KALAMAZOO COUNTY

Summary of All Kalamazoo County Cases

	2011	2012	2013	2014	2015	2016	2017	2018
<i>Total Deaths in the County</i>	2,582	2,540	2,668	2,684	2,733	2,879	2,840	2,977 ¹
<i>Deaths Reported to the ME</i>	828	778	777	750	810	975	991	1,067
<i>Deaths Investigated</i>	N/A	556	580	560	646	745	733	781
<i>MEI Scene Investigations</i>	498	503	549	411	434	560	627	676
<i>Death Certificates by ME</i>	394	362	358	355	306	390	406	404
<i>Bodies Transported to WMed</i>	244	233	241	253	247	318	307	329
<i>Complete Autopsy</i>	178	187	193	174	142	192	189	187
<i>Limited Autopsy</i>	10	4	4	6	7	7	4	9
<i>External Examination</i>	50	34	37	37	52	60	64	67
<i>Storage Only</i>	6	8	7	36	46	59	50	62
<i>Total Cases with Toxicology</i>	198	212	222	198	174	222	238	237
<i>Unidentified Remains After Exam</i>	14	0	0	0	0	0	0	1 ²
<i>Referrals to Gift of Life</i>	9	46	65	95	113	161	156	129
<i>Tissue Donations</i>	3	4	4	6	9	22	16	16
<i>Cornea Donations</i>	2	4	9	9	9	20	10	7
<i>Unclaimed Investigations</i>	14	9	7	10	10	10	13	41
<i>Exhumations</i>	0	0	0	0	0	1	0	0

Cremation Permit Authorizations, Kalamazoo County

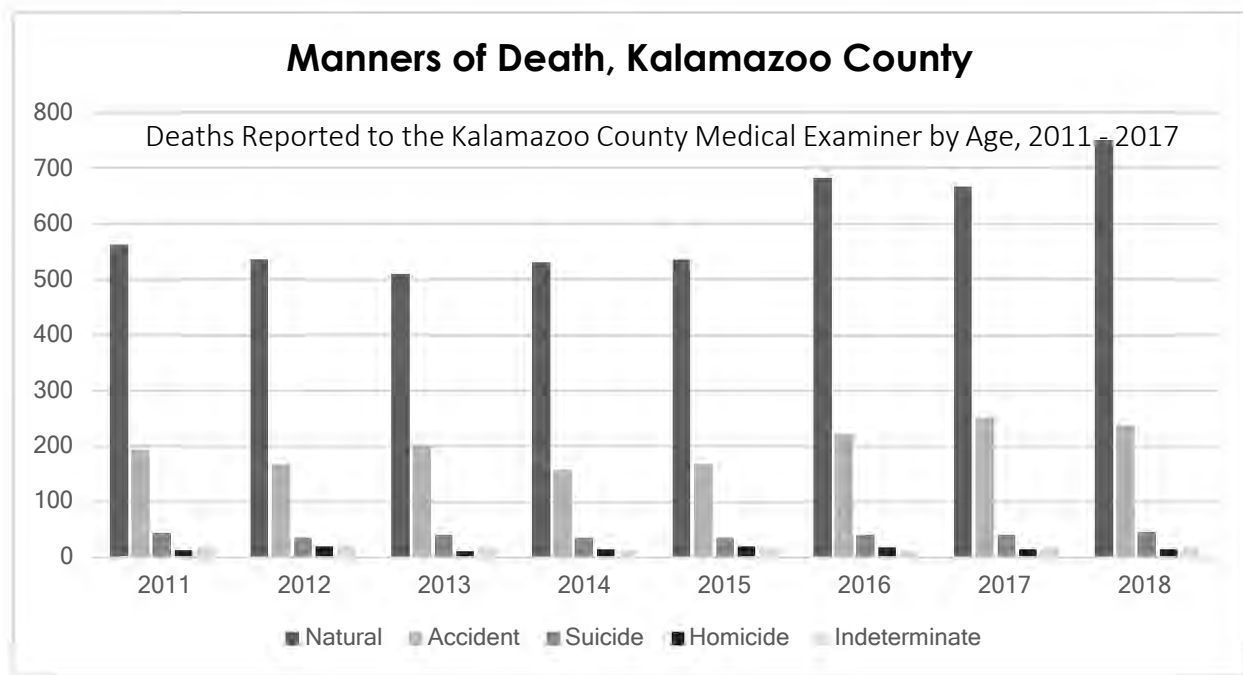
	2011	2012	2013	2014	2015	2016	2017	2018
<i>Cremation Permits</i>	1,485	1,467	1,740	1,782	1,672	1,856	1,920	2,101
<i>% of Total Deaths with Cremation</i>	58%	58%	65%	66%	61%	64%	68%	71%

¹ Provisional total number of deaths occurring in the county

² (1) Possible products of conception located near a separate death scene investigation

Manners of Death Reported, Kalamazoo County

	2011	2012	2013	2014	2015	2016	2017	2018
<i>Natural</i>	561	535	508	530	588	681	666	750 ¹
<i>Accident</i>	194	167	200	158	151	222	252	237
<i>Suicide</i>	44	35	40	36	38	40	40	46
<i>Homicide</i>	12	20	11	14	14	18	14	15
<i>Indeterminate</i>	17	20	16	12	19	11	18	17 ²
Total	828	777	775	750	810	971	990	1065³



Deaths Reported by Age (in years), Kalamazoo County

	< 1	1 - 5	6 - 10	11 - 17	18 - 25	26 - 44	45 - 64	65 +
2011	9	6	2	3	32	74	240	461
2012	12	4	3	7	34	79	235	403
2013	15	8	0	11	29	76	209	429

¹ Includes (51) stillbirth investigations (cremation permit authorizations)

² (3) Sudden Unexplained Infant Death (SUID) associated with unsafe sleep; (3) Mixed drug intoxication; (2) Single drug intoxication; (1) SUID associated with Influenza A and unsafe sleep; (1) Intracerebral hemorrhage associated with drug use; (1) Seizure disorder with new onset, possibly trauma-related; (1) Multiple blunt force injuries, pedestrian versus motor vehicle; (1) Found dead, unknown cause and manner of death; (1) Multiple blunt force injuries, motor vehicle versus tree; (1) Sepsis due to decubitus ulcers, uncertain circumstances; (1) Multisystem organ failure due to cardiogenic shock associated with drug use; (1) Hypertensive and atherosclerotic cardiovascular disease associated with probable steroid use

³ Two cases not included: (1) Cause/manner remains pending at the time this report is authored; (1) Possible products of conception located near a separate death scene investigation

2014	9	3	5	5	29	61	239	399
2015	30	5	3	7	21	82	220	441
2016	58	5	3	12	37	95	269	494
2017	62	6	3	10	35	103	259	513
2018 ¹	64	5	1	9	23	96	297	571

Pediatric Deaths, Kalamazoo County

The 79 deaths of individuals under 18 years of age include:

1. <1 year old
 - a. (51) Stillbirth investigations (cremation permit authorizations)
 - b. (4) Sudden Unexplained Infant Death (SUID); indeterminate
 - i. Influenza A and unsafe sleep
 - ii. Bedsharing
 - iii. Unsafe sleep
 - iv. Unsafe sleep
 - c. (2) Head and neck injuries; homicide
 - d. (1) Multiple injuries, restrained passenger in motor vehicle collision; accident
 - e. (1) Macrocephaly; natural
 - f. (1) Tracheal atresia and prematurity; natural
 - g. (1) Extreme prematurity; natural
 - h. (1) Parainfluenza and prematurity; natural
 - i. (1) Asphyxia due to airway obstruction by bedding; accident
 - j. (1) Pending cause and manner of death at this time
2. 1-5 years old
 - a. (2) Drowning in a pool; accident
 - b. (1) Acute lymphocytic leukemia; natural
 - c. (1) Prader-Willi Syndrome; natural
 - d. (1) Blunt force injuries, fell from moving tractor; accident
3. 6-10 years old
 - a. (1) Complications of cerebral palsy; natural
4. 11-17 years old
 - a. (3) Multiple injuries; accident
 - i. Unrestrained passenger in vehicle vs vehicle collision
 - ii. Passenger (unknown if restrained) in vehicle vs vehicle collision
 - iii. Pedestrian struck by train
 - b. (2) Hanging; suicide
 - c. (1) Asphyxia due to sand dune collapse; accident
 - d. (1) Osteosarcoma; natural
 - e. (1) Gunshot wound of neck; homicide
 - f. (1) Asphyxia, including strangulation; homicide

¹ Does not include (1) Possible products of conception located near a separate death scene investigation

Accidental Deaths by Mechanism, Kalamazoo County

	2011	2012	2013	2014	2015	2016	2017	2018
<i>Vehicle</i>	46	48	60	35	46	58	72	51
<i>Drug-Related</i>	33	34	47	35	33	72	61	62
<i>Drowning</i>	5	2	2	3	1	4	7	9
<i>Fall</i>	92	67	76	77	57	80	92	100
<i>Fire</i>	5	2	8	3	3	4	5	4
<i>Environmental Exposure</i>	2	4	1	1	1	1	2	3
<i>Asphyxia</i>	6	3	4	2	7	3	6	6 ¹
<i>Other</i>	6	7	3	4	3	1	7	3 ²
Total	195	167	200	160	151	223	252	237³

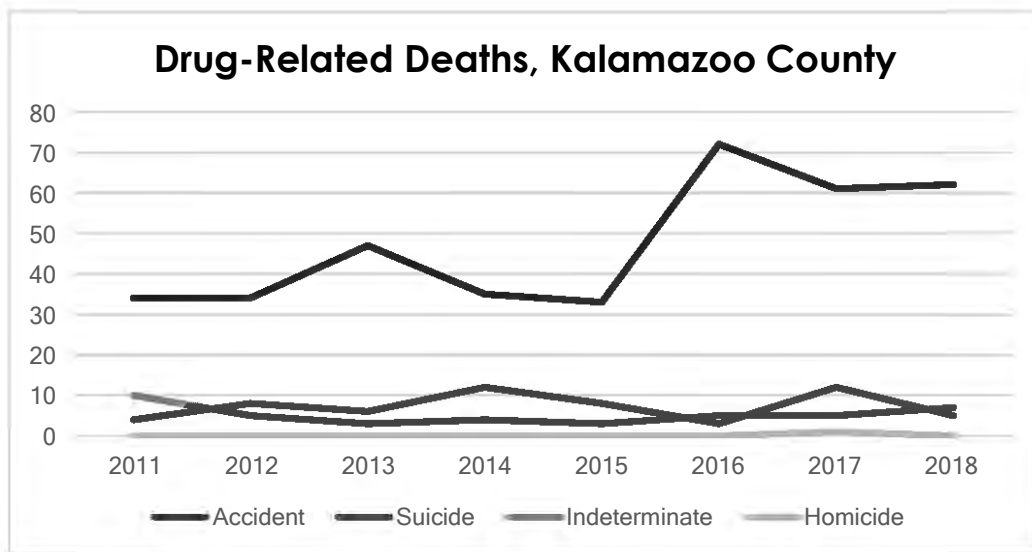
Drug-Related Deaths by Manner, Kalamazoo County

	2011	2012	2013	2014	2015	2016	2017	2018
<i>Accident</i>	34	34	47	35	33	72	61	62
<i>Suicide</i>	4	8	6	12	8	3	12	5
<i>Homicide</i>	0	0	0	0	0	0	1	0
<i>Indeterminate</i>	10	5	3	4	3	5	5	7
Total	48	47	56	51	44	80	79	74
<i>% of Accidents and Indeterminate Deaths Involving Opioids</i>	N/A	N/A	N/A	N/A	83%	82%	74%	74%

¹ (2) Asphyxia due to choking; (1) Airway obstruction by bedding material; (1) Autoerotic asphyxial hanging; (1) Body entrapment with probable positional asphyxia; (1) Asphyxia with suffocation, aspiration and compression, collapse of sand dune

² (1) Multiple blunt force injuries, struck by tree limb; (1) Craniocerebral trauma, struck by tree limb; (1) Complications of blunt force leg injury sustained while riding moped

³ One death is categorized twice, as both drowning and vehicle-related; vehicle left roadway and entered water



Drug-Related Accidental & Indeterminate Deaths, Kalamazoo County

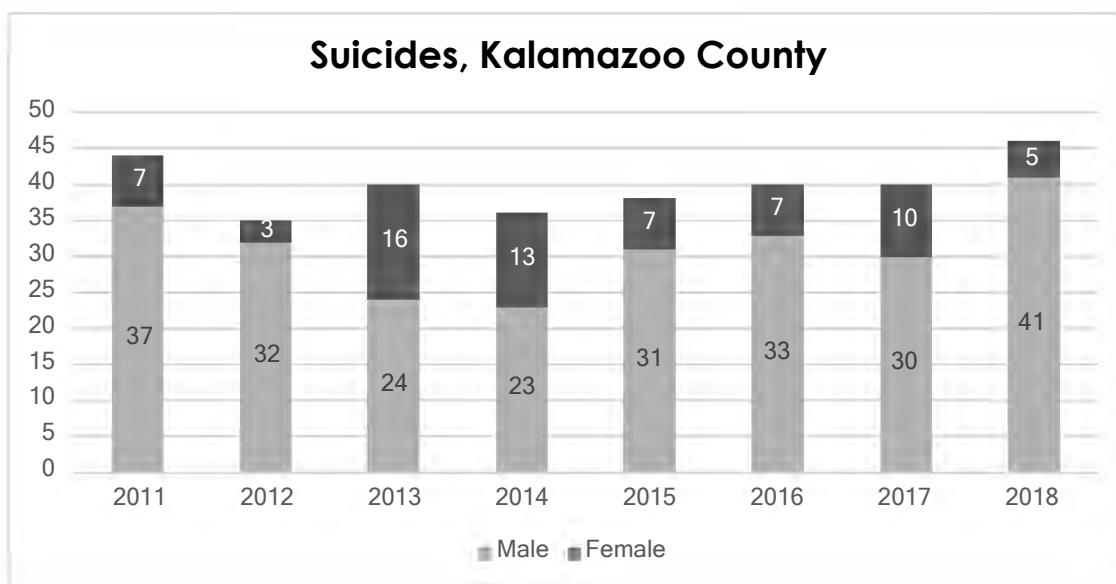
Age	Sex	Race	Substances Contributing to Death	Opioid
21	F	W	Acetylfentanyl, fentanyl, nitrous oxide	Y
22	M	W	Heroin	Y
22	F	W	Methamphetamine	N
23	M	W	Opioids NOS	Y
23	F	W	Acetylfentanyl, fentanyl	Y
24	M	W	Fentanyl	Y
26	M	W	7-aminoclonazepam, gabapentin, methadone	Y
26	F	W	Amphetamines, benzodiazepines, opioids NOS	Y
26	F	W	Acetylfentanyl	Y
28	F	W	Acetylfentanyl, fentanyl	Y
28	M	W	Methamphetamine	N
29	M	W	Acetylfentanyl, fentanyl, methamphetamine	Y
29	F	AA/B	Acetylfentanyl, alcohol, cocaine, fentanyl, heroin	Y
29	M	W	Demoxepam, fentanyl, heroin, nordiazepam	Y
30	M	W	Alcohol, alprazolam, oxycodone	Y
30	M	W	Fentanyl	Y
30	M	W	Diazepam, fentanyl, hydrocodone	Y
30	F	W	Acetylfentanyl, fentanyl, morphine	Y
30	M	W	Acetylfentanyl, fentanyl, methamphetamine, morphine	Y
31	F	W	Alcohol, alprazolam, cocaine, cyclobenzaprine, dextromethorphan, fentanyl, heroin	Y
32	M	W	Alprazolam, diphenhydramine, duloxetine, mirtazapine, morphine, oxycodone	Y
32	F	W	Cyclobenzaprine, fentanyl, gabapentin, morphine	Y

33	F	W	Fentanyl	Y
34	M	W	Fentanyl, methoxyacetylfentanyl, U47700	Y
35	F	W	Diazepam, diphenhydramine, fentanyl, mirtazapine, nordiazepam	Y
35	F	W	Acetylfentanyl, alcohol, fentanyl, methamphetamine	Y
35	M	W	Alcohol, fentanyl	Y
35	F	W	Alprazolam, clonazepam, methadone	Y
36	M	W	Cyclopropylfentanyl, methoxyacetylfentanyl	Y
36	M	W	Drug related death; unable to determine specific drugs	Unknown
36	F	W	Oxycodone	Y
37	F	W	Demoxepam, lorazepam, morphine	Y
37	M	W	Fentanyl	Y
37	F	W	Cocaine, fentanyl, tramadol	Y
38	M	AA/B	Acetylfentanyl, fentanyl, methamphetamine	Y
38	M	W	Acetylfentanyl, fentanyl	Y
38	F	W	Amitriptyline, methamphetamine	N
40	M	W	Fentanyl	Y
42	M	W	Fentanyl	Y
42	M	W	Loperamide	N
43	M	AA/B	Acetylfentanyl, cocaine, dextromethorphan, fentanyl, methamphetamine, morphine, quetiapine	Y
46	M	AA/B	Cocaine	N
46	M	AA/B	Acetylfentanyl, fentanyl, methadone, methamphetamine	Y
47	M	W	Methamphetamine	N
48	F	W	Methamphetamine	N
49	M	W	Methadone	Y
49	M	W	Methamphetamine, morphine	Y
50	M	W	Alcohol	N
52	F	W	Methamphetamine	N
53	M	AA/B	Cocaine	N
53	M	W	Alprazolam, fentanyl, heroin, methamphetamine	Y
54	M	W	Amphetamine, cyclopropylfentanyl, fentanyl, methamphetamine	Y
54	M	W	Fentanyl, heroin	Y
55	M	W	Alprazolam, methadone	Y
55	M	AA/B	Fentanyl, heroin, methamphetamine	Y
57	F	W	Acetylfentanyl, fentanyl, methamphetamine	Y
57	M	W	Methamphetamine	N
57	M	W	Amphetamine	N

59	M	W	Heroin	Y
60	F	W	Hydrocodone, methamphetamine	Y
61	M	W	Hydrocodone	Y
61	M	AA/B	Cocaine, methamphetamine	N
62	M	W	Alcohol	N
62	M	W	Alprazolam, amlodipine, atenolol, citalopram, dextromethorphan, nortriptyline	N
63	F	W	Amphetamine, methamphetamine	N
64	F	AA/B	Promethazine	N
64	M	W	Gabapentin, hydromorphone, morphine, oxycodone	Y
65	F	W	Acetaminophen, codeine	Y
66	M	AA/B	Fentanyl, morphine	Y

Suicides, Kalamazoo County

Year	Total	Male	Female	0 - 17	18 - 64	65 +
2011	44	37	7	0	36	8
2012	35	32	3	1	26	8
2013	40	24	16	5	28	7
2014	36	23	13	0	29	7
2015	38	31	7	3	28	7
2016	40	33	7	3	32	5
2017	40	30	10	1	31	8
2018	46	41	5	2	31	13



Homicides by Mechanism, Kalamazoo County

	2016	2017	2018
<i>Firearm</i>	12	9	8
<i>Blunt Force Trauma</i>	3	1	3
<i>Sharp Force Trauma</i>	2	1	3
<i>Other</i>	1	3	1 ¹
<i>Total</i>	18	14	15

¹ (1) Asphyxia, including strangulation

LEELANAU COUNTY

Summary of All Leelanau County Cases

	2017	2018
<i>Total Deaths in the County</i>	148	175 ¹
<i>Deaths Reported to the ME</i>	39	46
<i>Deaths Investigated</i>	36	45
<i>MEI Scene Investigations</i>	24	41
<i>Death Certificates by ME</i>	21	15
<i>Bodies Transported to Morgue</i>	10	9
<i>Complete Autopsy</i>	9	7
<i>Limited Autopsy</i>	1	0
<i>External Examination</i>	0	2
<i>Storage Only</i>	0	0
<i>Total Cases with Toxicology</i>	10	8
<i>Unidentified Remains After Exam</i>	0	0
<i>Referrals to Gift of Life</i>	6	8
<i>Tissue Donations</i>	0	1
<i>Cornea Donations</i>	0	0
<i>Unclaimed Investigations</i>	0	0
<i>Exhumations</i>	0	0

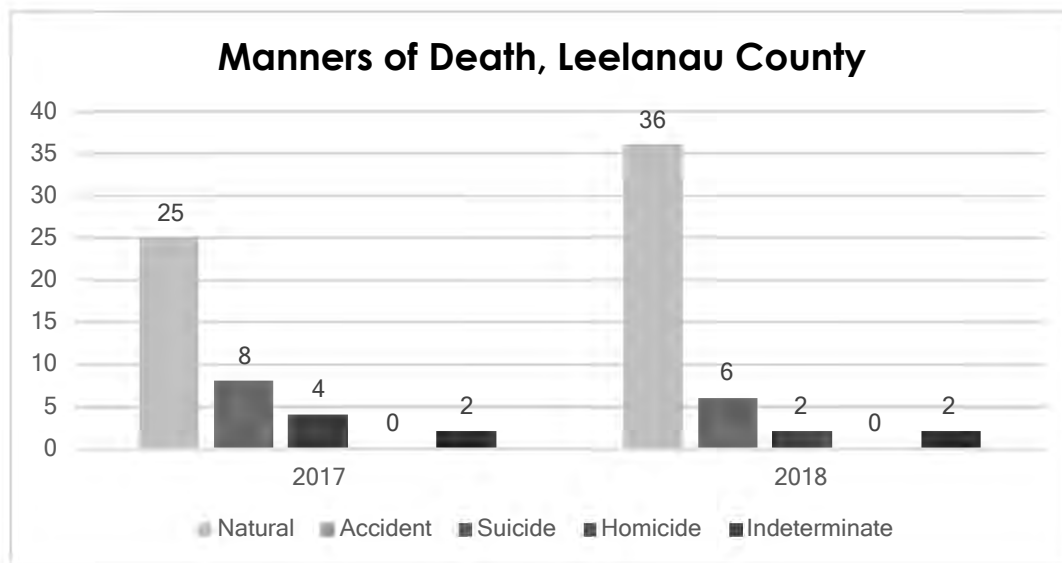
Cremation Permit Authorizations, Leelanau County

	2017	2018
<i>Cremation Permits</i>	105	130
<i>% of Total Deaths with Cremation</i>	71%	74%

¹ Provisional total number of deaths occurring in the county

Manners of Death Reported, Leelanau County

	2017	2018
<i>Natural</i>	25	36
<i>Accident</i>	8	6
<i>Suicide</i>	4	2
<i>Homicide</i>	0	0
<i>Indeterminate</i>	2	2 ¹
Total	39	46



Deaths Reported by Age (in years), Leelanau County

	< 1	1 - 5	6 - 10	11 - 17	18 - 25	26 - 44	45 - 64	65 +
2017	0	0	0	1	3	3	7	25
2018	0	0	1	0	1	3	7	34

Pediatric Deaths, Leelanau County

The one death of an individual under 18 years of age includes:

1. 6-10 years old
 - a. (1) Multiple injuries, restrained passenger in a vehicle versus vehicle/fixed object; accident

¹ (2) Court ordered death certificates, deaths declared by court, neither body ever located

Accidental Deaths by Mechanism, Leelanau County

	2017	2018
<i>Vehicle</i>	2	1
<i>Drug-Related</i>	1	1
<i>Drowning</i>	0	2
<i>Fall</i>	0	1
<i>Fire</i>	0	0
<i>Environmental Exposure</i>	0	0
<i>Asphyxia</i>	0	1 ¹
<i>Other</i>	1	0
Total	4	6

Drug-Related Deaths by Manner, Leelanau County

	2017	2018
<i>Accident</i>	1	1
<i>Suicide</i>	0	0
<i>Indeterminate</i>	0	0
Total	1	1
<i>% of Accidents and Indeterminate Manners Involving Opioids</i>	100%	0%

Drug-Related Accidental Deaths, Leelanau County

Age	Sex	Race	Substances contributing to death	Opioid
37	F	W	Alcohol	N

Suicides, Leelanau County

Year	Total	Male	Female	0 - 17	18 - 64	65 +
2017	4	4	0	1	1	2
2018	2	2	0	0	0	2

¹ (1) Positional asphyxia

MASON COUNTY

Summary of All Mason County Cases

	2018
<i>Total Deaths in the County</i>	311 ¹
<i>Deaths Reported to the ME</i>	107
<i>Deaths Investigated</i>	92
<i>MEI Scene Investigations</i>	88
<i>Death Certificates by ME</i>	53
<i>Bodies Transported to Morgue</i>	37
<i>Complete Autopsy</i>	29
<i>Limited Autopsy</i>	0
<i>External Examination</i>	6
<i>Storage Only</i>	2
<i>Total cases with Toxicology</i>	32
<i>Unidentified Remains After Exam</i>	0
<i>Referrals to Gift of Life</i>	16
<i>Tissue Donations</i>	3
<i>Cornea Donations</i>	0
<i>Unclaimed Investigations</i>	1
<i>Exhumations</i>	0

Cremation Permit Authorizations, Mason County

	2018
<i>Cremation Permits</i>	231
<i>% of Total Deaths with Cremation</i>	74%

¹ Provisional total number of deaths occurring in the county

Manners of Death Reported, Mason County

2018	
<i>Natural</i>	84 ¹
<i>Accident</i>	16
<i>Suicide</i>	7
<i>Homicide</i>	0
<i>Indeterminate</i>	0
Total	107

Deaths Reported by Age (in years), Mason County

	< 1	1 - 5	6 - 10	11 - 17	18 - 25	26 - 44	45 - 64	65 +
2018	1	0	0	3	2	13	25	63

Pediatric Deaths, Mason County

The four deaths of individuals under 18 years of age include:

1. <1 year old
 - a. (1) Stillbirth investigation (cremation permit authorization)
2. 11-17 years old
 - a. (1) Asthma; natural
 - b. (1) Hanging; suicide
 - c. (1) Multiple injuries, passenger in motor vehicle collision; accident

Suicides, Mason County

Year	Total	Male	Female	0 - 17	18 - 64	65 +
2018	7	4	3	1	6	0

¹ Includes (1) stillbirth investigation (cremation permit authorization)

Accidental Deaths by Mechanism, Mason County

2018

<i>Vehicle</i>	5
<i>Drug-Related</i>	7
<i>Drowning</i>	1
<i>Fall</i>	3
<i>Fire</i>	0
<i>Environmental Exposure</i>	1
<i>Asphyxia</i>	0
<i>Other</i>	0
Total	16¹

Drug-Related Deaths by Manner, Mason County

2018

<i>Accident</i>	7
<i>Suicide</i>	1
<i>Indeterminate</i>	0
Total	8
<i>% of Accidents and Indeterminate Deaths Involving Opioids</i>	57%

Drug-Related Accidental Deaths, Mason County

Age	Sex	Race	Substances contributing to death	Opioid
24	M	W	Acetylfentanyl, alprazolam, dihydrocodeine, fentanyl	Y
31	M	Amer Ind	Acetylfentanyl, alprazolam, heroin	Y
34	M	W	Alcohol, cocaine, heroin	Y
35	F	W	Cyclobenzaprine, diazepam, fentanyl, morphine	Y
56	F	W	Alcohol, alprazolam, diphenhydramine, methamphetamine	N
60	M	Amer Ind	Cocaine	N
71	M	W	Alcohol	N

¹ One death is categorized twice, as drug-related and environmental exposure (hypothermia)

MUSKEGON COUNTY

Summary of All Muskegon County Cases

	2010	2011	2012	2013	2014	2015	2016	2017	2018
<i>Total Deaths in the County</i>	1,625	1,693	1,600	1,730	1,707	1,784	1,759	1,784	1,841 ¹
<i>Deaths Reported to the ME</i>	544	440	481	527	524	605	585	629	662
<i>Deaths Investigated</i>	N/A	N/A	412	424	453	530	504	468	504
<i>MEI Scene Investigations</i>	353	310	384	420	444	501	469	425	463
<i>Death Certificates by ME</i>	213	201	203	216	228	251	231	234	235
<i>Bodies Transported to Morgue</i>	163	161	132	148	178	159	167	159	161
<i>Complete Autopsy</i>	135	122	106	120	144	120	114	108	117
<i>Limited Autopsy</i>	5	10	2	6	2	4	2	4	4
<i>External Examination</i>	22	21	22	18	18	35	41	43	35
<i>Storage Only</i>	1	8	2	4	4	0	10	4	4
<i>Total Cases with Toxicology</i>	147	153	119	142	152	160	136	140	147
<i>Unidentified Remains After Exam</i>	0	0	0	0	0	0	0	0	0
<i>Referrals to Gift of Life</i>	27	70	81	93	156	139	109	122	128
<i>Tissue Donations</i>	3	7	8	9	14	17	12	9	15
<i>Cornea Donations</i>	3	8	11	12	16	20	11	7	8
<i>Unclaimed Investigations</i>	0	4	4	3	6	5	7	12	15
<i>Exhumations</i>	0	0	0	0	0	0	0	0	0

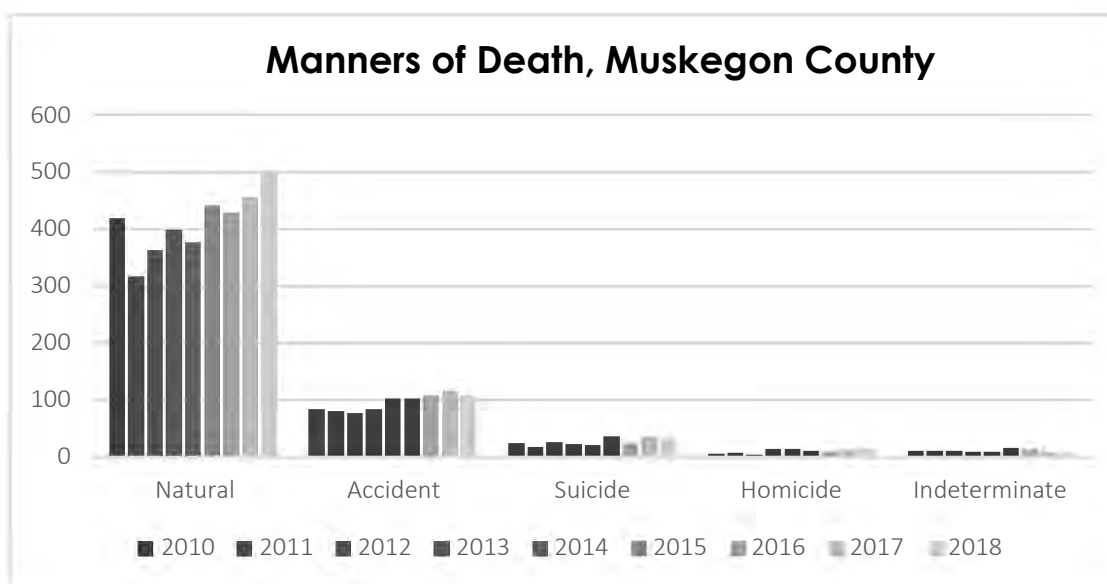
Cremation Permit Authorizations, Muskegon County

	2010	2011	2012	2013	2014	2015	2016	2017	2018
<i>Cremation Permits</i>	893	812	952	986	1,007	1,116	1,138	1,188	1,264
<i>% of Total Deaths with Cremation</i>	55%	48%	60%	57%	59%	63%	65%	67%	55%

¹ Provisional total number of deaths occurring in the county

Manners of Death Reported, Muskegon County

	2010	2011	2012	2013	2014	2015	2016	2017	2018
<i>Natural</i>	419	317	362	397	375	440	429	456	500 ¹
<i>Accident</i>	83	81	77	84	102	103	107	116	107
<i>Suicide</i>	25	18	26	23	21	36	25	37	33
<i>Homicide</i>	6	7	4	13	14	10	11	12	16
<i>Indeterminate</i>	10	10	11	8	9	15	13	8	6 ²
Total	544	440	480	525	524	604	585	629	662



Deaths Reported by Age (in years), Muskegon County

	< 1	1 - 5	6 - 10	11 - 17	18 - 25	26 - 44	45 - 64	65 +
2010	21	0	2	4	11	47	151	306
2011	3	1	1	4	14	59	134	217
2012	4	3	1	3	14	44	144	267
2013	5	0	0	4	13	48	170	286
2014	4	0	0	8	15	66	155	273
2015	10	1	2	2	24	61	199	304
2016	17	2	1	5	18	55	184	303
2017	13	1	0	8	14	81	168	344
2018	18	2	3	1	16	88	190	344

¹ Includes (17) stillbirth investigations (cremation permit authorizations)

² (2) Unknown cause and manner of death; (1) Mixed drug intoxication; (1) Sudden Unexplained Infant Death (SUID) associated with unsafe sleep; (1) Smoke and soot inhalation, residential fire; (1) Multiple injuries associated with drug use and natural disease

Pediatric Deaths, Muskegon County

The 24 deaths of individuals under 18 years of age include:

1. <1 year old
 - a. (17) Stillbirth investigations (cremation permit authorizations)
 - b. (1) Sudden Unexplained Infant Death (SUID) associated with unsafe sleep and bronchiolitis; indeterminate
2. 1-5 years old
 - a. (1) Bronchopneumonia associated with multicystic encephalopathy; natural
 - b. (1) Bronchiolitis due to Respiratory Syncytial Virus (RSV); natural
3. 6-10 years old
 - a. (1) Complications of remote brain injuries; homicide
 - b. (1) Multiple blunt force injuries, bicyclist struck by motor vehicle; accident
 - c. (1) Cecal volvulus; natural
4. 11-17 years old
 - a. (1) Gunshot wound of chest; homicide

Accidental Deaths by Mechanism, Muskegon County

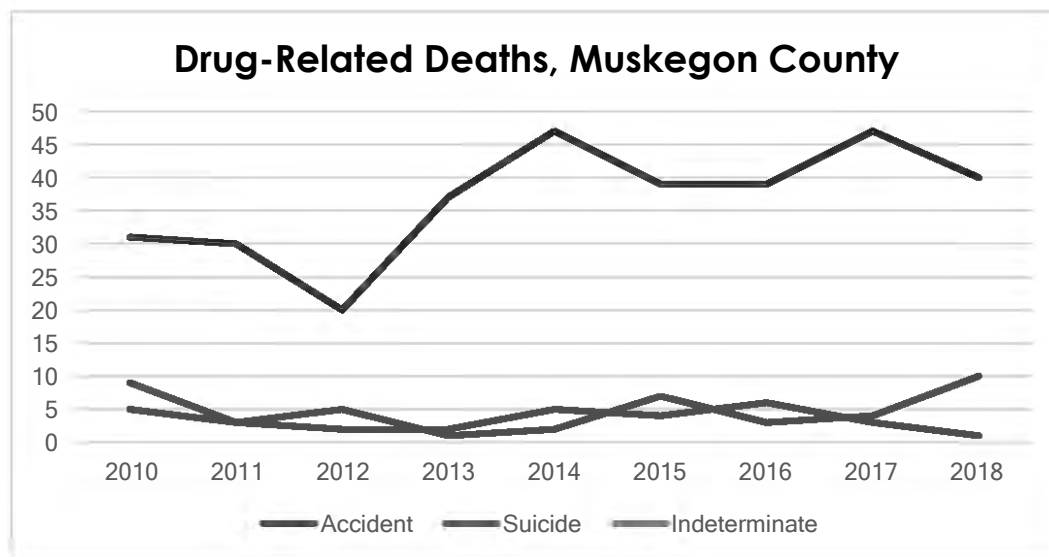
	2010	2011	2012	2013	2014	2015	2016	2017	2018
<i>Vehicle</i>	16	25	18	13	18	22	22	22	21
<i>Drug-Related</i>	31	30	20	37	47	39	40	47	40
<i>Drowning</i>	3	4	4	4	4	4	2	4	2
<i>Fall</i>	21	17	27	26	29	29	32	38	37
<i>Fire</i>	3	3	0	0	1	3	1	0	0
<i>Environmental Exposure</i>	0	0	0	0	1	1	4	0	1
<i>Asphyxia</i>	6	1	4	2	2	3	4	2	5
<i>Other</i>	2	1	3	0	1	2	2	3	2
Total	82	81	76	82	103	103	107	116	107¹

Drug-Related Deaths by Manner, Muskegon County

	2010	2011	2012	2013	2014	2015	2016	2017	2018
<i>Accident</i>	31	30	20	37	47	39	39	47	40
<i>Suicide</i>	9	3	5	1	2	7	3	4	10 ²
<i>Indeterminate</i>	5	3	2	2	5	4	6	3	1
Total	45	36	27	40	54	50	48	54	51
<i>% of Accidents and Indeterminate Deaths Involving Opioids</i>	N/A	N/A	N/A	N/A	N/A	95%	87%	84%	85%

¹ One death is categorized twice, as both drug-related and drowning

² Includes (3) multi-modality suicides: (1) Mixed drug intoxication associated with carbon monoxide poisoning; (1) Mixed drug intoxication associated with positional asphyxia; (1) Asphyxia (nitrogen gas suffocation) associated with acute drug intoxication



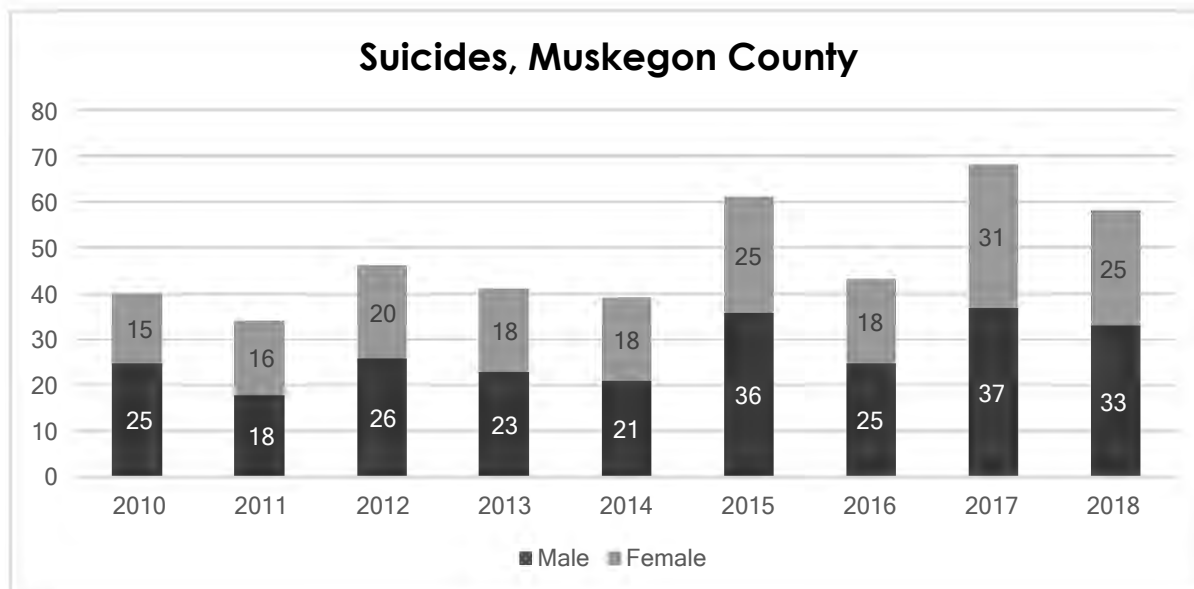
Drug-Related Accidental & Indeterminate Deaths, Muskegon County

Age	Sex	Race	Substances contributing to death	Opioid
22	M	W	Alcohol, fentanyl	Y
24	M	W	Heroin	Y
25	M	W	Heroin	Y
27	M	W	Fentanyl, methadone, methamphetamine	Y
28	M	AA/B	Cocaine, fentanyl	Y
28	M	W	Fentanyl, heroin, methamphetamine	Y
28	M	AA/B	Heroin	Y
29	F	AA/B	Alcohol, cocaine, fentanyl, hydrocodone, morphine	Y
29	M	AA/B	Opioids NOS	Y
30	M	W	Alprazolam, methadone	Y
30	M	AA/B	Alcohol, cocaine	N
31	M	W	Cocaine	N
32	M	W	Clonazepam, cocaine, gabapentin	N
34	F	AA/B	Heroin	Y
34	M	W	Alcohol, opioids NOS	Y
34	M	W	Clonazepam, heroin, methamphetamine, mitragynine, orphenadrine	Y
35	F	W	Alprazolam, amphetamine, cocaine, diazepam, diphenhydramine, gabapentin, heroin, nordiazepam, zolpidem	Y
35	F	W	Acetylfentanyl, fentanyl, heroin, methadone	Y
35	F	W	Alcohol, diphenhydramine, fentanyl, lorazepam, zolpidem	Y
36	F	W	Methadone	Y
37	M	W	Cocaine, heroin	Y
37	M	W	Alcohol, demoxepam, heroin, nordiazepam	Y

38	M	W	Alprazolam, fentanyl, heroin	Y
39	M	W	Acetylfentanyl, fentanyl, methamphetamine	Y
40	M	W	Methoxyacetylfentanyl	Y
40	F	W	Acetylfentanyl, clonazepam, diphenhydramine, fentanyl, methadone, pregabalin	Y
41	M	W	Acetylfentanyl, fentanyl	Y
41	M	AA/B	Morphine	Y
41	F	AA/B	Cocaine	N
42	F	W	Fentanyl	Y
44	M	W	Cocaine, methamphetamine	N
47	F	W	Morphine	Y
47	M	W	Cocaine, fentanyl	Y
48	M	W	Methamphetamine	N
49	M	W	Alcohol, cocaine, fentanyl	Y
53	M	W	Acetylfentanyl, cyclobenzaprine, fentanyl, heroin	Y
57	M	W	Hydrocodone	Y
59	M	W	Aminoclonazepam, bupropion, diltiazem, hydromorphone, pseudoephedrine, quetiapine, zolpidem	Y
61	M	AA/B	Acetylfentanyl, alcohol, fentanyl	Y
62	M	W	Acetylfentanyl, fentanyl, hydrocodone, methadone	Y
84	F	W	Aminoclonazepam, diphenhydramine, gabapentin, hydrocodone, zolpidem	Y

Suicides, Muskegon County

Year	Total	Male	Female	0 - 17	18 - 64	65 +
2010	25	15	10	0	19	6
2011	18	16	2	2	13	3
2012	26	20	6	1	19	6
2013	23	18	5	0	19	4
2014	21	18	3	3	16	2
2015	36	25	11	0	25	11
2016	25	18	7	0	19	6
2017	37	31	6	3	29	5
2018	33	25	8	0	27	6



Homicides by Mechanism, Muskegon County

	2016	2017	2018
<i>Firearm</i>	8	8	12
<i>Blunt Force Trauma</i>	1	1	1
<i>Sharp Force Trauma</i>	0	1	3
<i>Other</i>	2	2	0
<i>Total</i>	11	12	16

OSCEOLA COUNTY

Summary of Osceola County Cases

	2018 ¹
<i>Total Deaths in the County</i>	187 ²
<i>Deaths Reported to the ME</i>	62
<i>Deaths Investigated</i>	58
<i>MEI Scene Investigations</i>	55
<i>Death Certificates by ME</i>	31
<i>Bodies Transported to Morgue</i>	17 ³
<i>Complete Autopsy</i>	12 ⁴
<i>Limited Autopsy</i>	0
<i>External Examination</i>	4
<i>Storage Only</i>	1 ⁵
<i>Total Cases with Toxicology</i>	16
<i>Unidentified Remains After Exam</i>	1 ⁶
<i>Referrals to Gift of Life</i>	10
<i>Tissue Donations</i>	1
<i>Cornea Donations</i>	1
<i>Unclaimed Investigations</i>	0
<i>Exhumations</i>	0

Cremation Permit Authorizations, Osceola County⁷

	2018
<i>Cremation Permits</i>	86
<i>% of Total Deaths with Cremation</i>	46%

¹ Data provided includes January 1 to December 31, 2018, but WMed served as the ME for only April 1 – December 31, 2018

² Provisional total number of deaths occurring in the county

³ Includes (1) Decedent taken to Kent County Medical Examiner Office for examination, prior to April 1, 2018

⁴ Includes (1) Decedent taken to Kent County Medical Examiner Office for examination, prior to April 1, 2018

⁵ (1) Unidentified human skull, non-forensic

⁶ (1) Unidentified human skull, non-forensic

⁷ Data includes only those cremation permits reviewed and approved at WMed

Manners of Death Reported, Osceola County

2018

<i>Natural</i>	44
<i>Accident</i>	13
<i>Suicide</i>	3
<i>Homicide</i>	0
<i>Indeterminate</i>	1 ¹
Total	61²

Deaths Reported by Age (in years), Osceola County

	< 1	1 - 5	6 - 10	11 - 17	18 - 25	26 - 44	45 - 64	65 +
2018 ³	1	1	0	1	0	4	13	41

Pediatric Deaths, Osceola County

The three deaths of individuals under 18 years of age include:

1. <1 year old
 - a. (1) Asphyxia due to unsafe sleep; accident
2. 1-5 years old
 - a. (1) Blunt force head injury, television fell onto decedent; accident
3. 11-17 years old
 - a. (1) Gunshot wound of head; suicide

Suicides, Osceola County

Year	Total	Male	Female	0-17	18-64	65+
2018	3	2	1	1	2	0

¹ (1) Probable inhalation of exhaust gases associated with atherosclerotic cardiovascular disease

² (1) Unidentified human skull not included, non-forensic

³ (1) Unidentified human skull not included, non-forensic, unknown age

Accidental Deaths by Mechanism, Osceola County

2018

<i>Vehicle</i>	4
<i>Drug-Related</i>	2
<i>Drowning</i>	0
<i>Fall</i>	3
<i>Fire</i>	0
<i>Environmental Exposure</i>	0
<i>Asphyxia</i>	2 ¹
<i>Other</i>	2 ²
Total	13

Drug-Related Deaths by Manner, Osceola County

2018

<i>Accident</i>	2
<i>Suicide</i>	0
<i>Indeterminate</i>	0
Total	2
<i>% of Accidents and Indeterminate Deaths Involving Opioids</i>	50%

Drug-Related Accidental Deaths, Osceola County

Age	Sex	Race	Substances contributing to death	Opioid
43	F	W	Amphetamine	N
60	F	W	Hydrocodone	Y

¹ (1) Asphyxia due to unsafe sleep; (1) Asphyxia due to compression, tree fell onto decedent

² (1) Multiple blunt force injuries, struck by falling pipe; (1) Blunt force head injury, television fell onto decedent

ST. JOSEPH COUNTY

Summary of St. Joseph County Cases

	2017	2018
<i>Total Deaths in the County</i>	508	530 ¹
<i>Deaths Reported to the ME</i>	164	157 ²
<i>Deaths Investigated</i>	155	150 ³
<i>MEI Scene Investigations</i>	147	141 ⁴
<i>Death Certificates by ME</i>	66	69
<i>Bodies Transported to Morgue</i>	56	67 ⁵
<i>Complete Autopsy</i>	34	39
<i>Limited Autopsy</i>	1	2
<i>External Examination</i>	14	20
<i>Storage Only</i>	7	5
<i>Total Cases with Toxicology</i>	43	55
<i>Unidentified Remains After Exam</i>	2	0
<i>Referrals to Gift of Life</i>	53	45
<i>Tissue Donations</i>	7	6
<i>Cornea Donations</i>	2	3
<i>Unclaimed Investigations</i>	1	4
<i>Exhumations</i>	0	0

Cremation Permit Authorizations, St. Joseph County

	2017	2018
<i>Cremation Permits</i>	309	306
<i>% of Total Deaths with Cremation</i>	61%	58%

¹ Provisional total number of deaths occurring in the county

² Includes (2) reported deaths of living individuals. MEI arrived on scenes to find patients breathing. One of these patients was taken to Bronson Methodist Hospital in Kalamazoo County, where he was later pronounced dead.

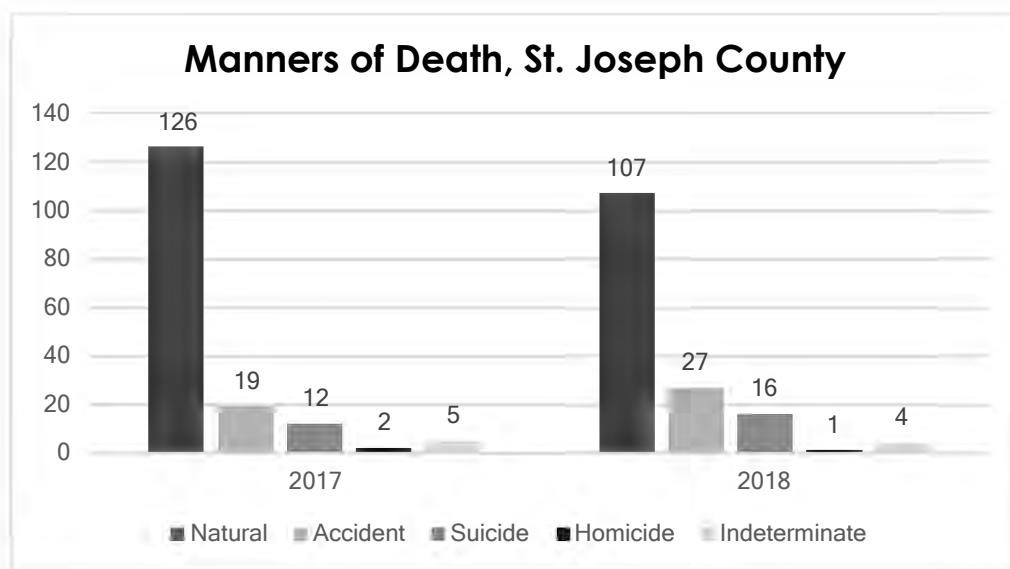
³ Does not include (2) reported deaths of living individuals

⁴ Does not include (2) reported deaths of living individuals

⁵ Includes (1) toxicology only case

Manners of Death Reported, St. Joseph County

	2017	2018
<i>Natural</i>	126	107 ¹
<i>Accident</i>	19	27
<i>Suicide</i>	12	16
<i>Homicide</i>	2	1
<i>Indeterminate</i>	5	4 ²
Total	164	155³



Deaths Reported by Age (in years), St. Joseph County

	< 1	1 - 5	6 - 10	11 - 17	18 - 25	26 - 44	45 - 64	65 +
2017	2	0	0	1	2	19	60	78
2018 ⁴	7	2	1	3	9	17	46	70

Pediatric Deaths, St. Joseph County

The 13 deaths of individuals under 18 years of age include:

1. <1 year old
 - a. (4) Stillbirth investigations (cremation permit investigations)
 - b. (1) Complications of prematurity associated with Parainfluenza 3 infection; natural
 - c. (1) Asphyxia due to wedging, unsafe sleep; accident

¹ Includes (4) stillbirth investigations (cremation permit authorizations)

² (2) Smoke and soot inhalation, residential fire; (1) Unknown cause and manner of death; (1) SUID associated with unsafe sleep and respiratory infection

³ Does not include (2) reported deaths of living individuals

⁴ Does not include (2) reported deaths of living individuals

- d. (1) Sudden Unexplained Infant Death (SUID) associated with unsafe sleep and respiratory infection; indeterminate
- 2. 1-5 years old
 - a. (1) Complications of Pompe Disease; natural
 - b. (1) Unknown cause and manner of death following complete examination; indeterminate
- 3. 6-10 years old
 - a. (1) Inhalation of products of combustion and thermal injuries, residential fire; accident
- 4. 11-17 years old
 - a. (2) Hanging; suicide
 - b. (1) Shotgun wound of head; suicide

Accidental Deaths by Mechanism, St. Joseph County

	2017	2018
<i>Vehicle</i>	8	15
<i>Drug-Related</i>	6	4
<i>Drowning</i>	2	1
<i>Fall</i>	1	3
<i>Fire</i>	1	4
<i>Environmental Exposure</i>	0	0
<i>Asphyxia</i>	1	1 ¹
<i>Other</i>	0	0
Total	19	27²

Suicides, St. Joseph County

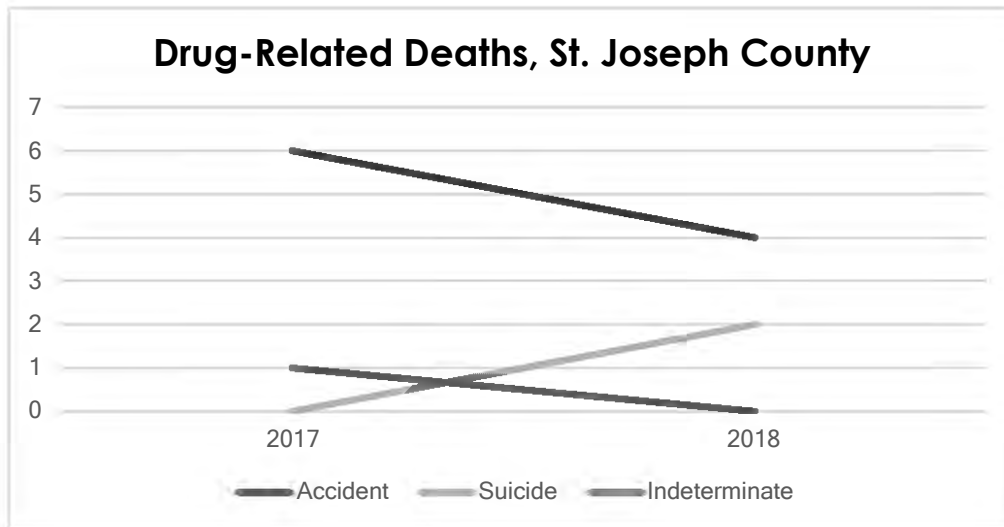
Year	Total	Male	Female	0 - 17	18 - 64	65 +
2017	12	11	1	0	10	2
2018	16	13	3	3	11	2

¹ Asphyxia due to wedging, unsafe sleep

² One death is categorized twice, as both drowning and vehicle-related, motor vehicle left roadway and entered river

Drug-Related Deaths by Manner, St. Joseph County

	2017	2018
<i>Accident</i>	6	4
<i>Suicide</i>	0	2
<i>Indeterminate</i>	1	0
Total	7	6
<i>% of Accidents and Indeterminate Deaths Involving Opioids</i>	86%	75%



Drug-Related Accidental Deaths, St. Joseph County

Age	Sex	Race	Substances contributing to death	Opioid
25	F	W	Cyclobenzaprine, Methadone	Y
28	F	W	Clonazepam, fentanyl, methadone, morphine, olanzapine	Y
59	F	W	Methamphetamine	N
62	M	W	Methadone	Y

Homicides by Mechanism, St. Joseph County

	2017	2018
<i>Firearm</i>	2	1
<i>Blunt Force Trauma</i>	0	0
<i>Other</i>	0	0
Total	2	1

VAN BUREN COUNTY

Summary of Van Buren County Cases

	2018
<i>Total Deaths in the County</i>	514 ¹
<i>Deaths Reported to the ME</i>	162
<i>Deaths Investigated</i>	146
<i>MEI Scene Investigations</i>	142
<i>Death Certificates by ME</i>	61
<i>Bodies Transported to Morgue</i>	56
<i>Complete Autopsy</i>	31
<i>Limited Autopsy</i>	2
<i>External Examination</i>	20
<i>Storage Only</i>	3
<i>Total Cases with Toxicology</i>	44
<i>Unidentified Remains After Exam</i>	0
<i>Referrals to Gift of Life</i>	55
<i>Tissue Donations</i>	8
<i>Cornea Donations</i>	3
<i>Unclaimed Investigations</i>	2
<i>Exhumations</i>	1

Cremation Permit Authorizations, Van Buren County

	2018
<i>Cremation Permits</i>	322
<i>% of Total Deaths with Cremation</i>	63%

¹ Provisional total number of deaths occurring in the county

Manners of Death Reported, Van Buren County

2018

<i>Natural</i>	116
<i>Accident</i>	25
<i>Suicide</i>	16
<i>Homicide</i>	5
<i>Indeterminate</i>	0
Total	162

Deaths Reported by Age (in years), Van Buren County

	< 1	1 - 5	6 - 10	11 - 17	18 - 25	26 - 44	45 - 64	65 +
2018	0	2	1	0	4	13	47	95

Pediatric Deaths, Van Buren County

The three deaths of individuals under 18 years of age include:

1. 1-5 years old
 - a. (1) Multiple injuries, including asphyxia, dehydration, blunt force trauma and possible hyperthermia; homicide
 - b. (1) Acute exacerbation of chronic asthma; natural
2. 6-10 years old
 - a. (1) Craniocerebral trauma, restrained passenger in motor vehicle rollover; accident

Accidental Deaths by Mechanism, Van Buren County

2018

<i>Vehicle</i>	10
<i>Drug-Related</i>	10
<i>Drowning</i>	1
<i>Fall</i>	4
<i>Fire</i>	0
<i>Environmental Exposure</i>	1
<i>Asphyxia</i>	1 ¹
<i>Other</i>	0
Total	25

¹ (1) Mechanical asphyxia, pinned beneath vehicle

Drug-Related Deaths by Manner, Van Buren County

2018

<i>Accident</i>	10
<i>Suicide</i>	1
<i>Indeterminate</i>	0
Total	11
<i>% of Accidents and Indeterminate Deaths Involving Opioids</i>	90%

Drug-Related Accidental Deaths, Van Buren County

Age	Sex	Race	Substances contributing to death	Opioid
25	M	AA/B	Cocaine, dextromethorphan, fentanyl	Y
31	M	AA/B	Fentanyl	Y
34	M	W	Acetylfentanyl, fentanyl, morphine	Y
36	F	Amer Ind	Alprazolam, buprenorphine, diphenhydramine, hydroxyzine	Y
46	F	W	Acetylfentanyl, dextromethorphan, diazepam, fentanyl, fluoxetine, hydroxyzine, nordiazepam, oxycodone	Y
46	F	W	Amitriptyline, citalopram, fentanyl, hydroxyzine, nortriptyline	Y
49	M	W	Acetylfentanyl, diphenhydramine, fentanyl	Y
59	F	W	Methadone	Y
61	M	W	Alprazolam, heroin	Y
75	M	W	Methamphetamine	N

Suicides, Van Buren County

Year	Total	Male	Female	0 - 17	18 - 64	65 +
2018	16	13	3	0	10	6

Homicides by Mechanism, Van Buren County

2018

<i>Firearm</i>	2
<i>Blunt force trauma</i>	1
<i>Sharp force trauma</i>	1
<i>Other</i>	2 ¹
Total	5²

¹ (1) Multiple injuries, including asphyxia, dehydration, blunt force trauma and possible hyperthermia; (1) Multiple injuries, including asphyxia (1986 cold case, exhumation)

² One death categorized twice, due to sustaining both blunt and sharp force injuries

ADDITIONAL SERVICES

Division of Neuropathology

The Division of Neuropathology, led by Dr. Amanda Fisher-Hubbard, performs a wide range of examinations, including those of forensic cases from WMed and outside institutions/medical examiner offices, private examinations for concerned families, hospital consultations, and is involved in several research projects.

	WMed Forensic Cases	Consulting Forensic Cases	Hospital Specimens	Research Cases/Projects	Private Neuropathological Examinations	Total
2016	43	84	11	276	4	418
2017	79	83	3	404	9	578
2018	63	99	2	492	3	659

Forensic Anthropology

Forensic Anthropology services are provided to all WMed Medical Examiner counties. These services include: human versus non-human bone identification; search and recovery of remains; comparative medical and dental radiography for the positive identification of remains; complete skeletal analyses to determine sex, age, ancestry and stature of skeletal remains; skeletal trauma reconstructions and analyses; and input and case management of unidentified individuals in the National Missing and Unidentified Persons System (NamUs).

	Radiographic Positive Identifications	Trauma Analyses	Recoveries	Non-Human	Biological Profile
2016	46	23	2	9	2
2017	79	7	5	8	5
2018	97	15	9	16	8

Hospital/Private/Consultant Postmortem Examinations

Our office provides autopsy services to Bronson Healthcare hospitals, private examinations to families searching for answers, and forensic autopsies to various counties in Michigan and northern Indiana.

	Hospital (Bronson Healthcare)	Private	Consultant Counties (Forensic)
2016	10	4	257
2017	7	16	201
2018	8	9	161

Comparison of All Medical Examiner Serviced Counties, 2018

	Total Population	Total Sq. Miles	Deaths in the County	Deaths Reported	Deaths Investigated	MEI Scene Investigations	DCs by ME	Cremation Permits	Unclaimed Investigations
Allegan	117,327	1,833	772	197	191	185	88	487	2
Barry	61,157	577	390	146	131	128	52	262	1
Calhoun	134,487	718	1,495	476	416	388	201	901	24
Grand Traverse	92,573	601	1,413	350	252	206	126	1,108	7
Kalamazoo	264,870	580	2,977	1,067	781	676	404	2,101	41
Leelanau	21,764	2,532	175	46	45	41	15	130	0
Mason	29,100	1,242	311	107	92	88	53	231	1
Muskegon	173,588	1,459	1,841	662	504	463	235	1,264	15
Osceola	23,341	573	187	62	58	55	31	86	0
St. Joseph	61,043	521	530	157	150	141	69	306	4
Van Buren	75,448	1,090	514	162	146	142	61	322	2
Total	1,054,698	11,726	10,605	3,432	2766	2513	1335	7,198	97

Postmortem Examinations & Gift of Life Referrals, 2018

	Complete Autopsies	Limited Exams	External Exams	Total Postmortem Exams	Cardio-vascular Consults	Referrals to Gift of Life	Tissue Donations	Cornea Donations
Allegan	41	2	24	67	0	61	4	4
Barry	25	1	12	38	0	24	3	0
Calhoun	103	8	39	150	1	107	11	9
Grand Traverse	45	0	13	58	0	37	3	2
Kalamazoo	187	9	67	263	0	129	16	7
Leelanau	7	0	2	9	0	8	1	0
Mason	29	0	6	35	0	16	3	0
Muskegon	117	4	35	156	0	128	15	8
Osceola	12	0	4	16	1	10	1	1
St. Joseph	39	2	20	61	1	45	6	3
Van Buren	31	2	20	53	0	55	8	3
Consultant Counties	161	0	0	161	1	N/A	N/A	N/A
Total	797	28	242	1067	4	620	71	37

Manners of Death, All Medical Examiner Serviced Counties, 2018

	Natural	Accident	Suicide	Homicide	Indeterminate
Allegan	141	35	16	1	3
Barry	113	21	9	2	1
Calhoun	347	90	30	6	3
Grand Traverse	260	69	14	1	4
Kalamazoo	750	237	46	15	17
Leelanau	36	6	2	0	2
Mason	84	16	7	0	0
Muskegon	500	107	33	16	6
Osceola	44	13	3	0	1
St. Joseph	107	27	16	1	4
Van Buren	116	25	16	5	0
Total	2,498	646	192	47	41

Significant Death Statistics, 2018

	Accidental Drug-Related Deaths	Indeterminate Drug-Related Deaths	Opioid-Related Deaths	Accidental Traffic-Related Deaths	Accidental Fall-Related Deaths
Allegan	9	0	9	12	10
Barry	4	1	2	7	8
Calhoun	50	2	48	15	19
Grand Traverse	9	0	8	15	35
Kalamazoo	62	7	54	51	100
Leelanau	1	0	0	1	1
Mason	7	0	4	5	3
Muskegon	40	1	39	21	37
Osceola	2	0	1	4	3
St. Joseph	4	0	4	15	3
Van Buren	10	0	9	10	4
Total	198	11	178	156	223



Action Request

Meeting Date:	June 19, 2019		
Department:	Board of Commissioners	Submitted By:	Betsy Coffia
Contact E-Mail:		Contact Telephone:	
Agenda Item Title:	Support of Resolution Funding the Great Lakes Restoration Initiative		
Estimated Time:		Laptop Presentation:	<input type="radio"/> Yes <input checked="" type="radio"/> No

(in minutes)

Summary of Request:

I propose we join the other Michigan counties including Wexford and Bay county in passing this resolution calling for full funding/no slashing of the Great Lakes Restoration Initiative by the Trump Administration.

Suggested Motion:

Support resolution presented.

Financial Information:

Total Cost:		General Fund Cost:		Included in budget:	<input type="radio"/> Yes <input checked="" type="radio"/> No
-------------	--	--------------------	--	---------------------	---

If not included in budget, recommended funding source:

This section for Finance Director, Human Resources Director, Civil Counsel, and Administration USE ONLY:

Reviews:	Signature	Date
Finance Director		
Human Resources Director		
Civil Counsel		
Administration: <input type="checkbox"/> Recommended Date:		
<u>Miscellaneous:</u>		

Attachments:

Attachment Titles:	Resolution Funding the Great Lakes Restoration Initiative
--------------------	---

RESOLUTION NO.

FUNDING THE GREAT LAKES RESTORATION INITIATIVE (GLRI)

WHEREAS, The Great Lakes are a critical resource for our nation, supporting the economy and a way of life in Michigan and the other seven states within the Great Lakes region. The Great Lakes hold 20 percent of the world's surface freshwater and 90 percent of the United States' surface freshwater. This globally significant freshwater resource provides drinking water for more than 30 million people and directly supports 1.5 million jobs, generating \$62 billion in wages; and

WHEREAS, The Great Lakes Restoration Initiative (GLRI) provides essential funding to restore and protect the Great Lakes. This funding has supported long overdue efforts to clean up toxic pollution, reduce runoff from cities and farms, combat invasive species, and restore fish and wildlife habitat. Since 2010, the federal government has partnered with public and private entities and invested more than \$2 billion in over 2,900 projects throughout the region. Over its first six years, the GLRI has provided more than \$425 million for more than 500 projects in Michigan alone. The Brookings Institution has estimated that every dollar invested in the Great Lakes produces two dollars in long-term economic benefits; and

WHEREAS, GLRI projects are making a significant difference. They have restored more than 150,000 acres of fish and wildlife habitat; opened up fish access to more than 3,400 miles of rivers; helped implement conservation programs on more than 1 million acres of farmland; and accelerated the cleanup of toxic hotspots. In Michigan, GLRI funding has been instrumental in removing contaminated sediments from Muskegon Lake, the River Raisin, and the St. Mary's River; in restoring habitat along the St. Clair River, Cass River, Boardman River, and the Keweenaw Peninsula; and in the delisting of White Lake in Muskegon County and Deer Lake in the Upper Peninsula as areas of concern; and

WHEREAS, While a significant investment, past GLRI funding represents only a small portion of the amount needed to restore and protect the Great Lakes. Toxic algal blooms, beach closings, fish consumption advisories, and the presence of contaminated sediments continue to limit the recreational and commercial use of the Great lakes; and

WHEREAS, Any cuts to GLRI funding would jeopardize the momentum from over a decade of unprecedented regional cooperation. Draft federal budgets have proposed a 97 percent reduction in GLRI funding. These cuts would be a short-sighted, short-term cost-saving measure with long-term implications. Restoration efforts will only become more expensive and more difficult if they are not addressed in the coming years.

NOW, THEREFORE BE IT RESOLVED, That the Grand Traverse County Board of Commissioners oppose slashing federal funding for the Great Lakes Restoration Initiative.

BE IT FURTHER RESOLVED, That copies of this resolution be transmitted to the President of the United States, the President of the United States Senate, the Speaker of the United States House of Representatives, and the members of the Michigan congressional delegation as well as the other 82 Michigan counties.

APPROVED: June 19, 2019